

Customer	Date	1/14/2019
Contact	Project	
Phone number	Project no.	
Email		

## 10SV04T015M

### Operating data

Pump type	Single head pump	Fluid	Water
No. of pumps / Reserve	1 / 0	Operating temperature t A	°C 4
Nominal flow	m <sup>3</sup> /h 0	pH-value at t A	7
Nominal head	m 0	Density at t A	kg/m <sup>3</sup> 1000
Static head	m 0	Kin. viscosity at t A	mm <sup>2</sup> /s 1.569
Inlet pressure	kPa 0	Vapor pressure at t A	kPa 100
Environmental temperature	°C 20	Solids	0
Available system NPSH	m 0	Altitude	m 0

### Pump data

Make	Lowara	Nominal	m <sup>3</sup> /h ( )
Speed	rpm 2900	Flow	Max- m <sup>3</sup> /h 14
Number of stages	4		Min- m <sup>3</sup> /h
Max. casing pressure	kPa	Nominal	m
Max. working pressure	kPa 468.1	Head	at Qmax m 21.6
Head H(Q=0)	m 48		at Qmin m 47.7
Weight	kg 31	Shaft power	kW ( )
	Max. mm 96	Max. shaft power	kW 1.4
Impeller R	designed mm 96	Efficiency	%
	Min. mm 96	NPSH 3%	m

### Pump Materials

Pump body	Stainless steel / AISI 304
IMPELLER	Stainless steel / AISI 304
DIFFUSER	Stainless steel / AISI 304
Outer sleeve	Stainless steel / AISI 304
SHAFT	Stainless steel / AISI 304
ADAPTER	Cast iron
Base	Aluminium
COUPLING	Aluminium
SEAL HOUSING	Stainless steel / AISI 304
Coupling protection	Stainless steel / AISI 304
Shaft sleeve and bushing	Tungsten carbide
Fill / drain plugs	Stainless steel / AISI 304
Tie rods	Galvanized steel
WEAR RING	Technopolymer PPS

### Shaft Seal

e-SV Mechanical seal	Roten
e-SV - Uniten (-30 / +120 °C)	
1 - Rotating part	Silicon Carbide
2 - Stationary part	Resin impregnated carbon
3 - Elastomers	EPDM
4 - Springs	AISI 316
5 - Other components	AISI 316

### Motor data

Manufacturer	Lowara	Electric voltage	230 V	Speed	2810 rpm	Insulation class	155 (F)
Specific design	Single phase surface motor (e-SV)			Frame size	90R	Colour	RAL 5010
Type	SM90RB14/115 (220-240V)						
Rated power	1.5 kW	Degree of protection IP55					
Electric current	8.58 A						

### Remarks:

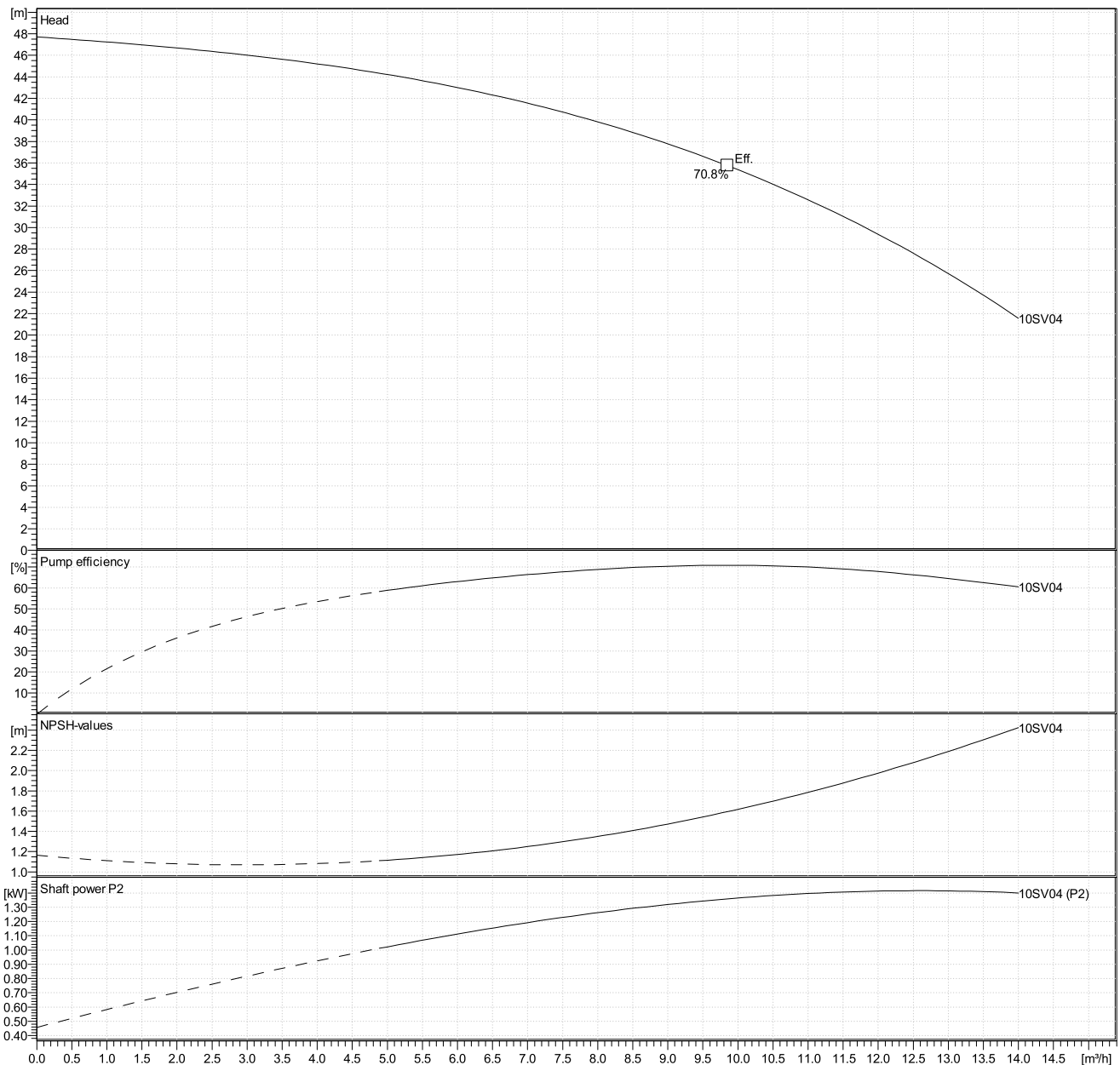
Customer	Date	1/14/2019
Contact	Project	
Phone number	Project no.	
Email		

## 10SV04T015M

### Hydraulic data

Operating Data Specification		Hydraulic data (duty point)		Impeller design	
Flow	0 m <sup>3</sup> /h	Flow		Impeller R	96 mm
Head	0 m	Head		Frequency	50 Hz
Static head	0 m	MEI >=0,7		Speed	2900 rpm

Power data referred to:  
 Water [100%] ; 4°C; 1000kg/m<sup>3</sup>; 1.57mm<sup>2</sup>/s  
 Performance according to ISO 9906:2012 – Grade 3B






**10SV04T015M**

Total lifetime	15	Inflation rate (rate of price increases)	2 %
Annual operating time	5600	Interest rate (for investment)	3 %
Energy cost per kWh	0.00 GBP		
Power input P1			


**Total costs**



- 0% 0.00 GBP Energy
- 0% 0.00 GBP Investment costs
- 0% 0.00 GBP Installation & commissioning
- 0% 0.00 GBP Operating cost
- 0% 0.00 GBP Maintenance & repair
- 0% 0.00 GBP Downtime
- 0% 0.00 GBP Environmental
- 0% 0.00 GBP Decommissioning

**GBP**

**First year costs**



- 0% 0.00 GBP Energy (1st year)
- 0% 0.00 GBP Investment costs (1st year)
- 0% 0.00 GBP Installation & commissioning (1st year)
- 0% 0.00 GBP Operating cost (1st year)
- 0% 0.00 GBP Maintenance & repair (1st year)
- 0% 0.00 GBP Downtime (1st year)
- 0% 0.00 GBP Environmental (1st year)
- 0% 0.00 GBP Decommissioning (1st year)

**GBP**