

Customer	Date	1/10/2019
Contact	Project	
Phone number	Project no.	
Email		

## 22SV02F022T

### Operating data

Pump type	Single head pump	Fluid	Water
No. of pumps / Reserve	1 / 0	Operating temperature t A	°C 4
Nominal flow	m <sup>3</sup> /h 0	pH-value at t A	7
Nominal head	m 0	Density at t A	kg/m <sup>3</sup> 1000
Static head	m 0	Kin. viscosity at t A	mm <sup>2</sup> /s 1.569
Inlet pressure	kPa 0	Vapor pressure at t A	kPa 100
Environmental temperature	°C 20	Solids	0
Available system NPSH	m 0	Altitude	m 0

### Pump data

Make	Lowara	Nominal	m <sup>3</sup> /h ( )
Speed	rpm 2900	Flow Max-	m <sup>3</sup> /h 29
Number of stages	2	Min-	m <sup>3</sup> /h
Max. casing pressure	kPa	Nominal	m
Max. working pressure	kPa 298.4	Head at Qmax	m 11.5
Head H(Q=0)	m 30	at Qmin	m 30.4
Weight	kg 35	Shaft power	kW ( )
	Max. mm 108	Max. shaft power	kW 2
Impeller R designed	mm 108	Efficiency	%
	Min. mm 108	NPSH 3%	m

### Pump Materials

Pump body	Stainless steel / AISI 304
IMPELLER	Stainless steel / AISI 304
DIFFUSER	Stainless steel / AISI 304
Outer sleeve	Stainless steel / AISI 304
SHAFT	Stainless steel / AISI 304
ADAPTER	Cast iron
Base	Aluminium
COUPLING	Aluminium
SEAL HOUSING	Stainless steel / AISI 304
Coupling protection	Stainless steel / AISI 304
Shaft sleeve and bushing	Tungsten carbide
Fill / drain plugs	Stainless steel / AISI 304
Tie rods	Galvanized steel
WEAR RING	Technopolymer PPS

### Shaft Seal

e-SV Mechanical seal	Roten
e-SV - Uniten (-30 / +120 °C)	
1 - Rotating part	Silicon Carbide
2 - Stationary part	Resin impregnated carbon
3 - Elastomers	EPDM
4 - Springs	AISI 316
5 - Other components	AISI 316

### Motor data

Manufacturer	Lowara	Electric voltage	380 V	Speed	2900 rpm	Insulation class	155 (F)
Specific design	IE3 Three phase surface motor (e-SV)	Frame size	90	Colour			RAL 5010
Type	PLM90B14/322 E3 (380-415/660-690V)						
Rated power	2.2 kW	Degree of protection	IP55				
Electric current	4.57 A						

### Remarks:

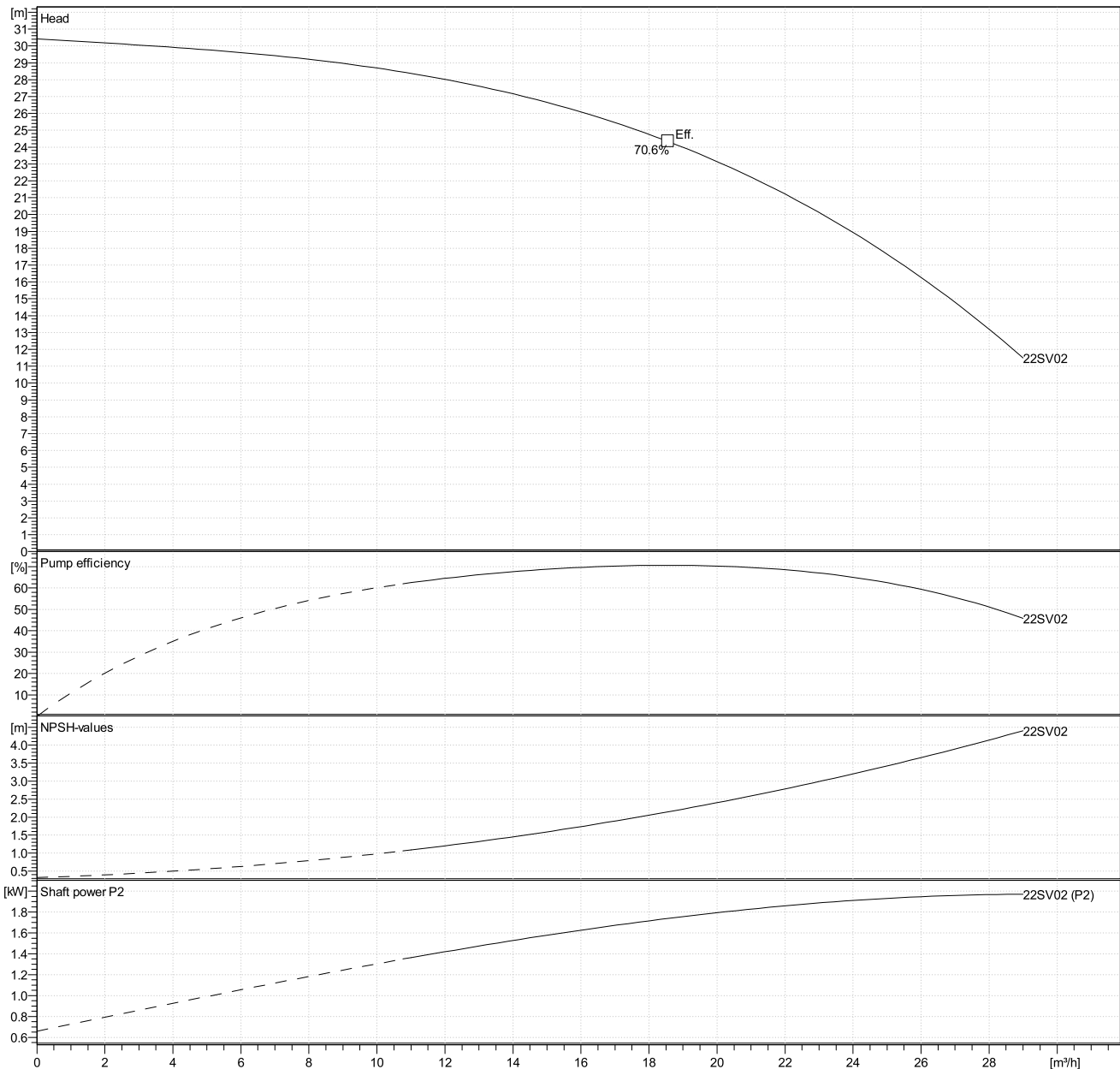
Customer	Date	1/10/2019
Contact	Project	
Phone number	Project no.	
Email		

## 22SV02F022T

### Hydraulic data

Operating Data Specification		Hydraulic data (duty point)		Impeller design	
Flow	0 m <sup>3</sup> /h	Flow		Impeller R	108 mm
Head	0 m	Head		Frequency	50 Hz
Static head	0 m	MEI >=0,7		Speed	2900 rpm

Power data referred to:  
 Water [100%] ; 4°C; 1000kg/m<sup>3</sup>; 1.57mm<sup>2</sup>/s  
 Performance according to ISO 9906:2012 – Grade 3B






**22SV02F022T**

Total lifetime	15	Inflation rate (rate of price increases)	2 %
Annual operating time	5600	Interest rate (for investment)	3 %
Energy cost per kWh	0.00 GBP		
Power input P1			


**Total costs**



**GBP**

- 0%** **0.00 GBP** Energy
- 0%** **0.00 GBP** Investment costs
- 0%** **0.00 GBP** Installation & commissioning
- 0%** **0.00 GBP** Operating cost
- 0%** **0.00 GBP** Maintenance & repair
- 0%** **0.00 GBP** Downtime
- 0%** **0.00 GBP** Environmental
- 0%** **0.00 GBP** Decommissioning

**First year costs**



**GBP**

- 0%** **0.00 GBP** Energy (1st year)
- 0%** **0.00 GBP** Investment costs (1st year)
- 0%** **0.00 GBP** Installation & commissioning (1st year)
- 0%** **0.00 GBP** Operating cost (1st year)
- 0%** **0.00 GBP** Maintenance & repair (1st year)
- 0%** **0.00 GBP** Downtime (1st year)
- 0%** **0.00 GBP** Environmental (1st year)
- 0%** **0.00 GBP** Decommissioning (1st year)