

**Qty. Description**

1 SP 17-60



**Note! Product picture may differ from actual product**

Product No.: [12A44360](#)

Submersible borehole pump, suitable for pumping clean water. Can be installed vertically or horizontally. All steel components are made in stainless steel, EN 1.4301 (AISI 304), that ensures high corrosive resistance. This pump carries drinking water approval.

The pump is fitted with a 37 kW MMS6 motor with sand shield, water-lubricated journal bearings and a volume compensating diaphragm.

The rewindable motor construction allows complete access to the windings for easy rewinding.

The stator windings are PE/PA insulated made for continuous operations (S1).

Suitable for temperatures up to 50 °C.

The motor is fitted with a mechanical shaft seal.

The motor is for direct-on-line starting (DOL).

**Further product details**

The pump is suitable for applications similar to the following:

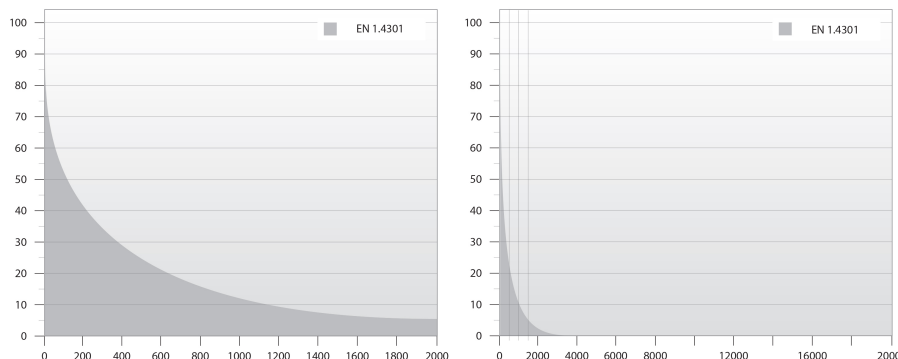
- raw-water supply
- irrigation
- groundwater lowering
- pressure boosting
- fountain applications.

The Grundfos SP pump is renowned for its high efficiency and already complies with the requirements of the Minimum Efficiency Index, and therefore Grundfos is amongst the best in class within submersible pumps.



**Pump**

All pump surfaces that are in contact with pumped liquids are made in stainless steel which makes them corrosion- and wear-resistant. The corrosion diagram below shows the capabilities of the pump and motor in relation to the temperature in Celsius (y-axis) and the concentration of chloride in ppm (x-axis).



| Qty. | Description  |
|------|--|
| 1    | <p>The elastomer parts in the pump are made of NBR (Nitrile-Butadiene Rubber) which ensures good wear resistance and long service intervals.</p> <p>In case the pump is used for pumping water with high content of hydrocarbons or solvents, Grundfos offers FKM rubber parts (Fluorocarbon) which are oil and temperature-resistant up to 90 °C.</p> <p>The pump is built with octagonal bearings with sand flush channels that minimise wear. As wear of the pump is inevitable, the pump design allows for easy replacement of all internal wear parts (bearings, impeller, wear rings and seal rings) to maintain high performance and a long lifetime.</p> <p>The suction interconnector is fitted with a strainer to prevent large particles from entering the pump. The suction interconnector is designed to comply with NEMA standards for motor mounting/dimensions.</p> <p><b>Motor</b></p> <p>The winding wire is made from pure electrolytic copper insulated by extruded two layers of PE/PA with high dielectric strength properties allowing direct contact between the motor fluid and winding wire.</p> <p>This ensures the best possible cooling of the winding wire.</p> <p>The PA layer ensures high mechanical wear properties of the winding wire.</p> <p>The shaft seal faces are SiC/SiC.</p> <p>The material combination gives good performance when abrasive particles (sand) is present.</p> <p>Together with the shaft seal housing, the sand shield forms a labyrinth seal, which during normal operating conditions prevents penetration of sand particles into the shaft seal.</p> <p>This shaft seal is drinking water approved.</p> <p>Liquid:</p> <p>Pumped liquid: Water</p> <p>Liquid temperature range: -15 .. 50 °C</p> <p>Max liquid t at 0.5 m/sec: 50 °C</p> <p>Selected liquid temperature: 20 °C</p> <p>Density: 998.2 kg/m<sup>3</sup></p> <p>Technical:</p> <p>Pump speed on which pump data are based: 2900 rpm</p> <p>Rated flow: 17 m<sup>3</sup>/h</p> <p>Rated head: 494 m</p> <p>Shaft seal for motor: SIC/SIC</p> <p>Approvals on nameplate: CE</p> <p>Curve tolerance: ISO9906:2012 3B</p> <p>Motor version: T50</p> <p>Return valve: YES</p> <p>Materials:</p> <p>Pump: Stainless steel<br/>EN 1.4301<br/>AISI 304</p> <p>Impeller: Stainless steel<br/>EN 1.4301<br/>AISI 304</p> <p>Motor: Cast iron<br/>DIN W.-Nr. 0.6025<br/>ASTM 35-40</p> <p>Installation:</p> <p>Maximum operating pressure: 60 bar</p> <p>Maximum permissible outlet pressure: 67.9 bar</p> <p>Pump outlet: R3</p> <p>Motor diameter: 6 inch</p> <p>Minimum borehole diameter: 190 mm</p> <p>Electrical data:</p> <p>Motor type: MMS6</p> <p>Motor flange design: GRUNDFOS</p> |



Company name:

Created by:

Phone:

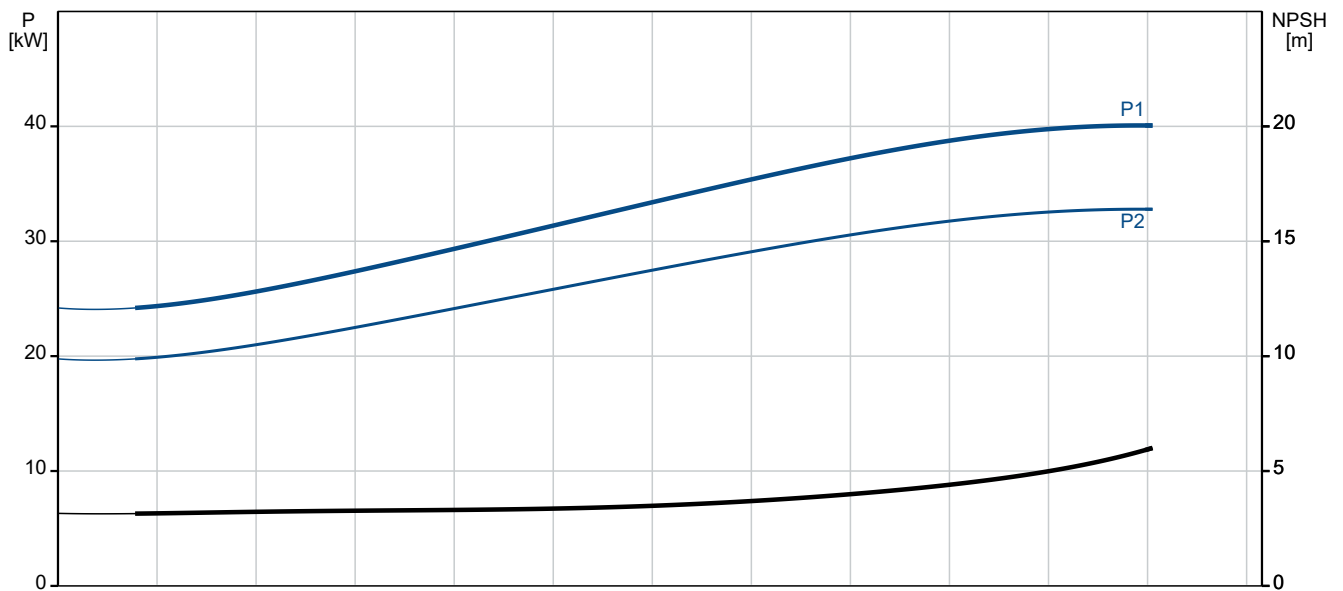
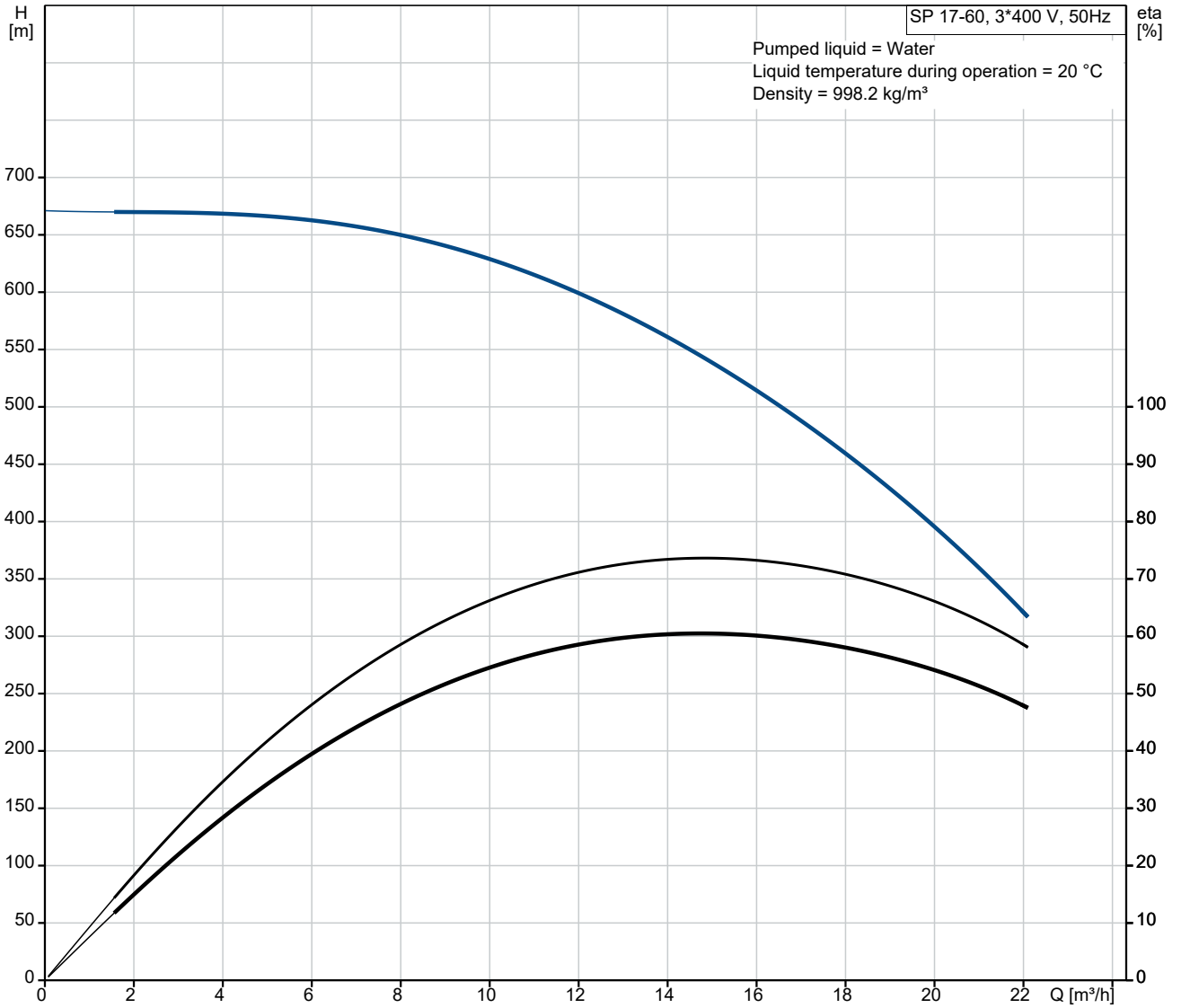
Date:

07/11/2022

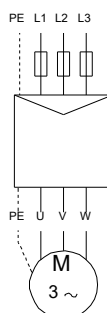
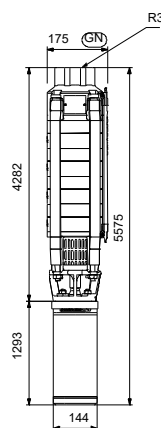
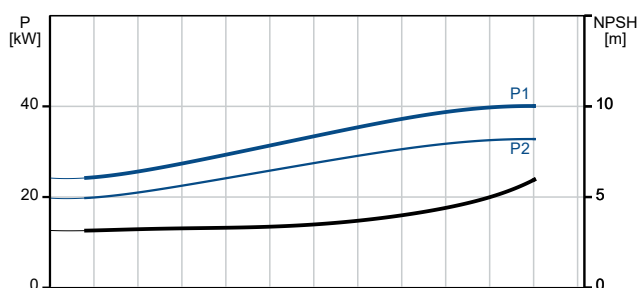
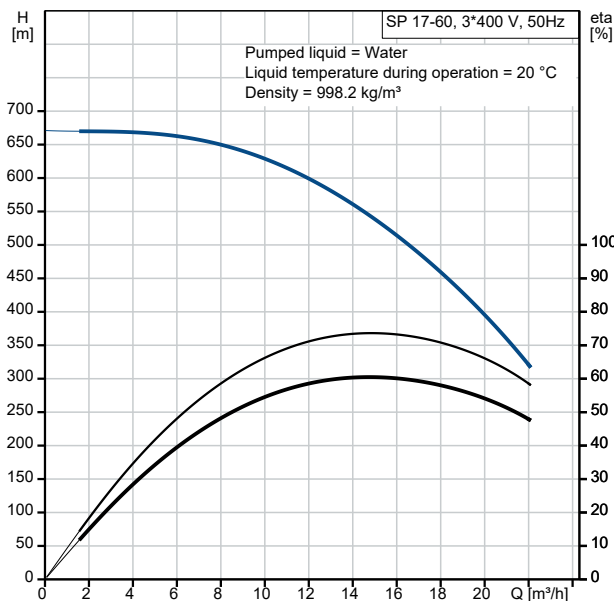
**Qty. Description**

|   |                                  |                      |
|---|----------------------------------|----------------------|
| 1 | Rated power - P2:                | 37 kW                |
|   | Power (P2) required by pump:     | 37 kW                |
|   | Mains frequency:                 | 50 Hz                |
|   | Rated voltage:                   | 3 x 380-400-415 V    |
|   | Service factor:                  | 1.00                 |
|   | Rated current:                   | 87.0-84.5-85.0 A     |
|   | Starting current:                | 455-495-510 %        |
|   | Cos phi - power factor:          | 0.85-0.82-0.79       |
|   | Rated speed:                     | 2830-2860-2870 rpm   |
|   | Start. method:                   | direct-on-line       |
|   | Enclosure class (IEC 34-5):      | IP68                 |
|   | Motor No:                        | 96879428             |
|   | Windings:                        | PE2/PA               |
|   | Others:                          |                      |
|   | Minimum efficiency index, MEI ≥: | 0.70                 |
|   | ErP status:                      | EuP Standalone/Prod. |
|   | Net weight:                      | 243 kg               |
|   | Gross weight:                    | 313 kg               |
|   | Shipping volume:                 | 0.634 m <sup>3</sup> |

## 12A44360 SP 17-60 50 Hz



| Description   | Value                   |
|---|-------------------------|
| <b>General information:</b>                                       |                         |
| Product name:   | SP 17-60                |
| Product No:   | 12A44360                |
| EAN number:   | 5710626354245           |
| <b>Technical:</b>   |                         |
| Pump speed on which pump data are based:                          | 2900 rpm                |
| Rated flow:   | 17 m <sup>3</sup> /h    |
| Rated head:   | 494 m                   |
| Number of stages:   | 60                      |
| Number of reduced-diameter impellers:                             | NONE                    |
| Shaft seal for motor:   | SIC/SIC                 |
| Approvals on nameplate:   | CE                      |
| Curve tolerance:  | ISO9906:2012 3B         |
| The first model is called A which is followed by model B, C etc.: | B                       |
| Motor version:  | T50                     |
| Return valve:   | YES                     |
| <b>Materials:</b>   |                         |
| Pump:   | Stainless steel         |
| Pump:   | EN 1.4301               |
| Pump:   | AISI 304                |
| Impeller:   | Stainless steel         |
| Impeller:   | EN 1.4301               |
| Impeller:   | AISI 304                |
| Motor:  | Cast iron               |
| Motor:  | DIN W.-Nr. 0.6025       |
| Motor:  | ASTM 35-40              |
| <b>Installation:</b>  |                         |
| Maximum operating pressure:                                       | 60 bar                  |
| Maximum permissible outlet pressure:                              | 67.9 bar                |
| Pump outlet:  | R3                      |
| Motor diameter:   | 6 inch                  |
| Minimum borehole diameter:  | 190 mm                  |
| <b>Liquid:</b>  |                         |
| Pumped liquid:  | Water                   |
| Liquid temperature range:   | -15 .. 50 °C            |
| Max liquid t at 0.5 m/sec:  | 50 °C                   |
| Selected liquid temperature:                                      | 20 °C                   |
| Density:  | 998.2 kg/m <sup>3</sup> |
| <b>Electrical data:</b>   |                         |
| Motor type:   | MMS6                    |
| Motor flange design:  | GRUNDFOS                |
| Rated power - P2:   | 37 kW                   |
| Power (P2) required by pump:                                      | 37 kW                   |
| Mains frequency:  | 50 Hz                   |
| Rated voltage:  | 3 x 380-400-415 V       |
| Service factor:   | 1.00                    |
| Rated current:  | 87.0-84.5-85.0 A        |
| Starting current:   | 455-495-510 %           |
| Cos phi - power factor:   | 0.85-0.82-0.79          |
| Rated speed:  | 2830-2860-2870 rpm      |
| Start. method:  | direct-on-line          |
| Enclosure class (IEC 34-5):                                       | IP68                    |
| Built-in motor protection:  | NONE                    |
| Thermal protec:   | external                |
| Motor No:   | 96879428                |
| Windings:   | PE2/PA                  |
| <b>Others:</b>  |                         |





Company name:

Created by:

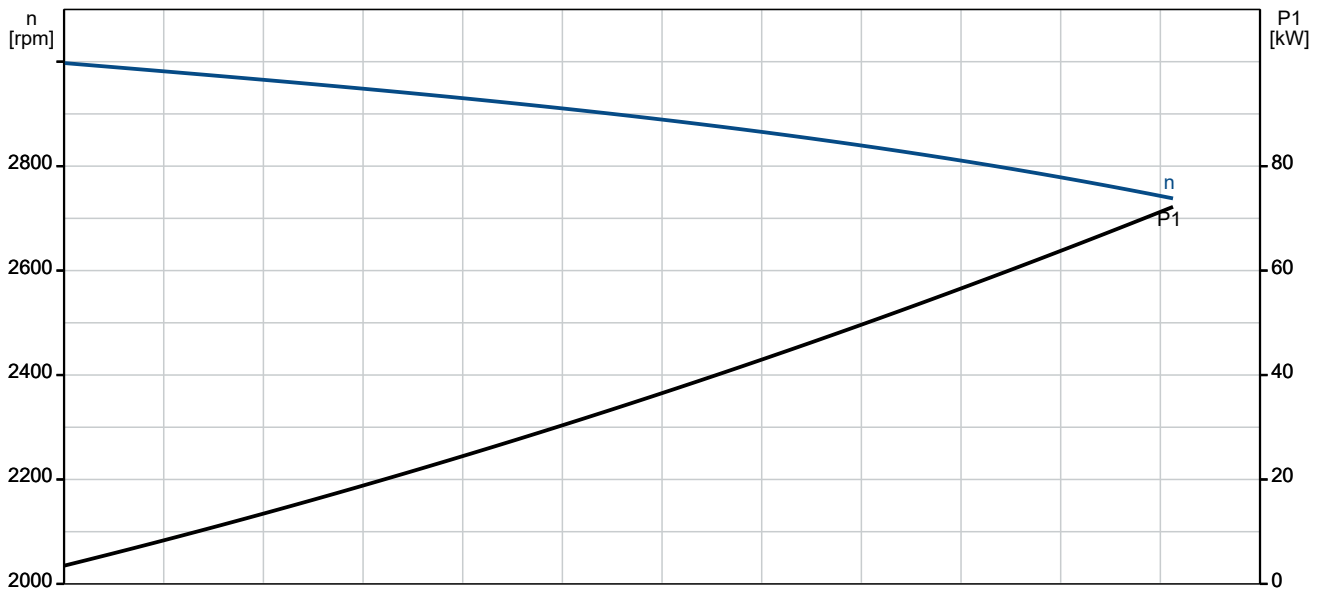
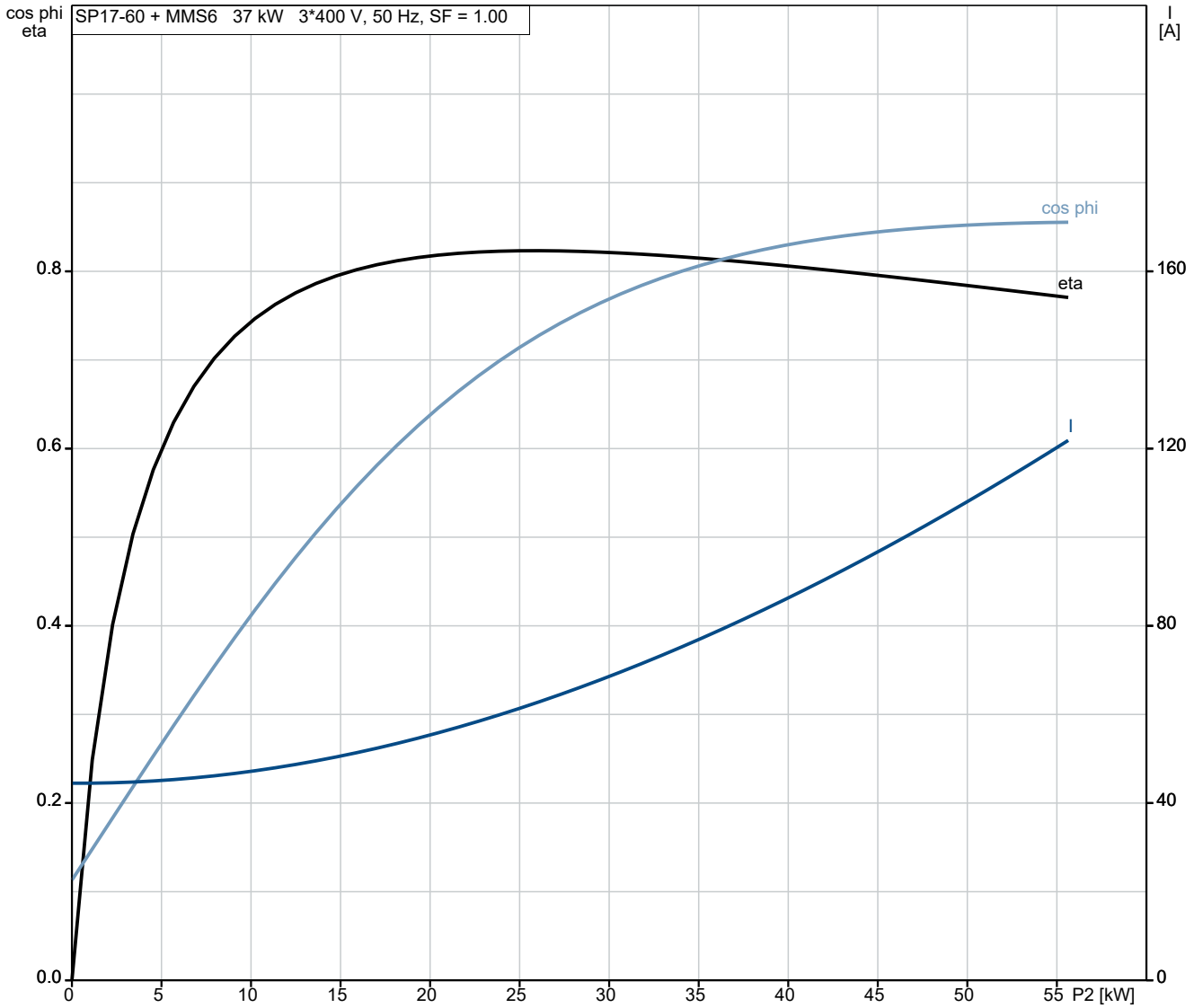
Phone:

Date:

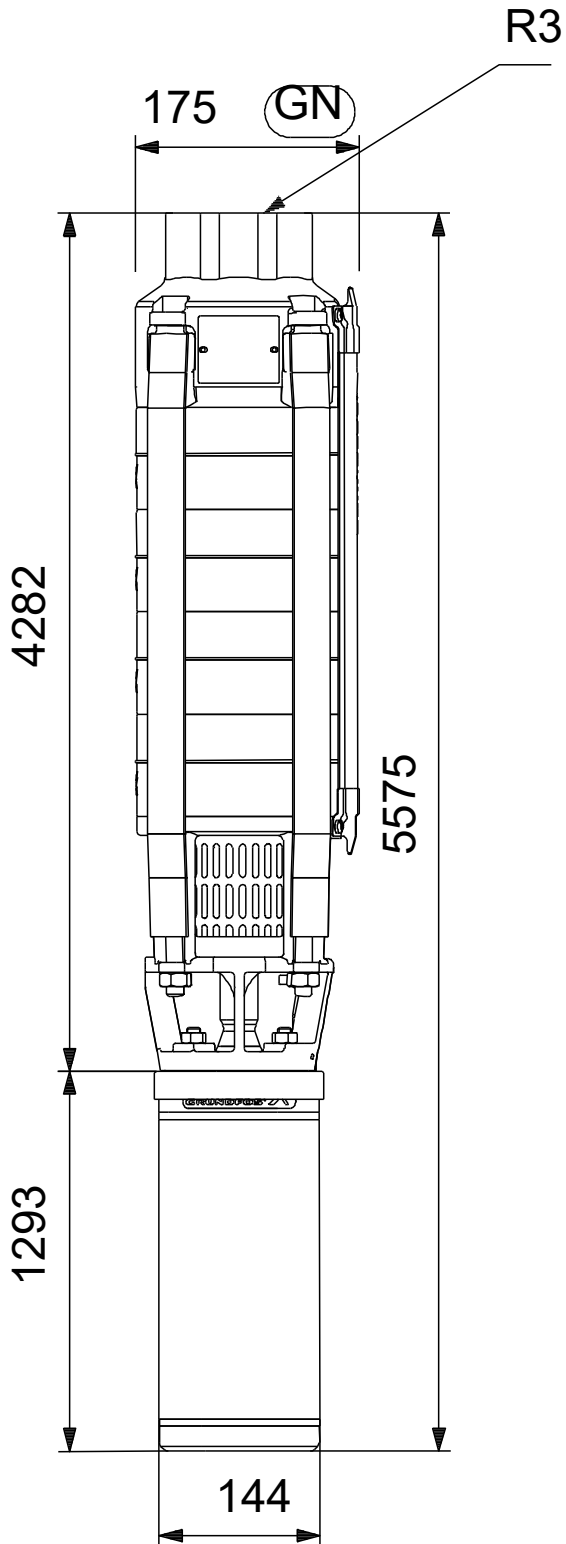
07/11/2022

| Description                      | Value                |
|----------------------------------|----------------------|
| Minimum efficiency index, MEI ≥: | 0.70                 |
| ErP status:                      | EuP Standalone/Prod. |
| Net weight:                      | 243 kg               |
| Gross weight:                    | 313 kg               |
| Shipping volume:                 | 0.634 m <sup>3</sup> |

## 12A44360 SP 17-60 50 Hz

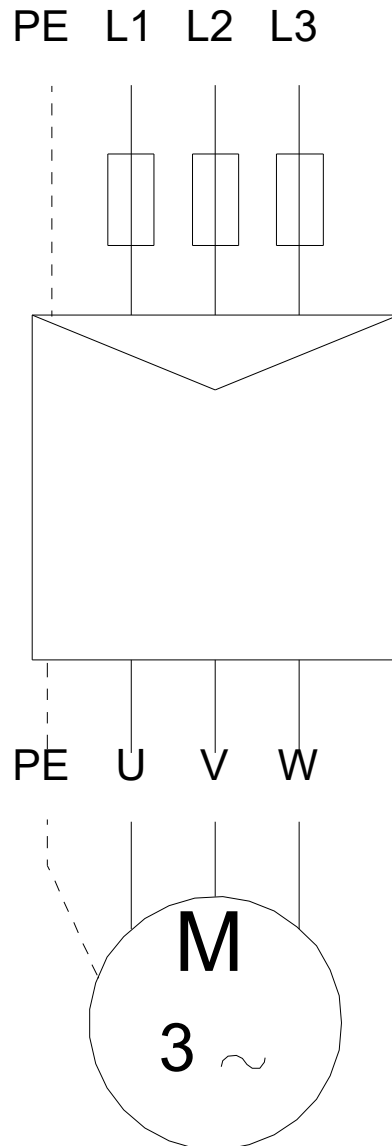


## 12A44360 SP 17-60 50 Hz



Note! All units are in [mm] unless others are stated.  
Disclaimer: This simplified dimensional drawing does not show all details.

**12A44360 SP 17-60 50 Hz**



Note! All units are in [mm] unless others are stated.

