

Qty. Description

1 SP 46-35



Note! Product picture may differ from actual product

Product No.: [15A44335](#)

Submersible borehole pump, suitable for pumping clean water. Can be installed vertically or horizontally. All steel components are made in stainless steel, EN 1.4301 (AISI 304), that ensures high corrosive resistance. This pump carries drinking water approval.

The pump is fitted with a 55 kW MMS8000 motor with sand shield, water-lubricated journal bearings and a volume compensating diaphragm.

The rewindable motor construction allows complete access to the windings for easy rewinding.

The stator windings are PE/PA insulated made for continuous operations (S1).

Suitable for temperatures up to 50 °C.

The motor is fitted with a mechanical shaft seal.

The motor is not fitted with a temperature sensor. If temperature monitoring is desired, a Pt100 or Pt1000 sensor can be fitted.

The motor is for direct-on-line starting (DOL).

Further product details

The pump is suitable for applications similar to the following:

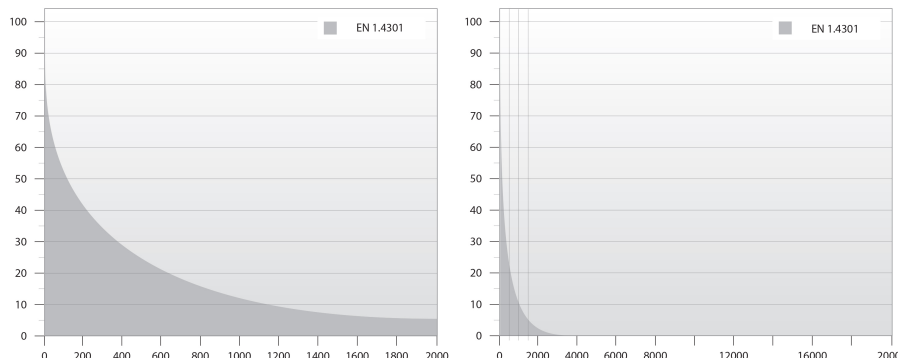
- raw-water supply
- irrigation
- groundwater lowering
- pressure boosting
- fountain applications.

The Grundfos SP pump is renowned for its high efficiency and already complies with the requirements of the Minimum Efficiency Index, and therefore Grundfos is amongst the best in class within submersible pumps.



Pump

All pump surfaces that are in contact with pumped liquids are made in stainless steel which makes them corrosion- and wear-resistant. The corrosion diagram below shows the capabilities of the pump and motor in relation to the temperature in Celsius (y-axis) and the concentration of chloride in ppm (x-axis).



Qty. Description

1	<p>The elastomer parts in the pump are made of NBR (Nitrile-Butadiene Rubber) which ensures good wear resistance and long service intervals.</p> <p>In case the pump is used for pumping water with high content of hydrocarbons or solvents, Grundfos offers FKM rubber parts (Fluorocarbon) which are oil and temperature-resistant up to 90 °C.</p> <p>The pump is built with octagonal bearings with sand flush channels that minimise wear. As wear of the pump is inevitable, the pump design allows for easy replacement of all internal wear parts (bearings, impeller, wear rings and seal rings) to maintain high performance and a long lifetime.</p> <p>The suction interconnector is fitted with a strainer to prevent large particles from entering the pump. The suction interconnector is designed to comply with NEMA standards for motor mounting/dimensions.</p> <p>Motor</p> <p>The winding wire is made from pure electrolytic copper insulated by extruded two layers of PE/PA with high dielectric strength properties allowing direct contact between the motor fluid and winding wire.</p> <p>This ensures the best possible cooling of the winding wire.</p> <p>The PA layer ensures high mechanical wear properties of the winding wire.</p> <p>The shaft seal faces are SiC/SiC.</p> <p>The material combination gives good performance when abrasive particles (sand) is present.</p> <p>Together with the shaft seal housing, the sand shield forms a labyrinth seal, which during normal operating conditions prevents penetration of sand particles into the shaft seal.</p> <p>This shaft seal is drinking water approved.</p> <p>The motor can be fitted with a Pt100 or Pt1000 sensor that together with a control unit ensures that the maximum operating temperature conditions are not exceeded.</p> <p>Liquid:</p> <table border="0"> <tr> <td>Pumped liquid:</td> <td>Water</td> </tr> <tr> <td>Liquid temperature range:</td> <td>-15 .. 45 °C</td> </tr> <tr> <td>Max liquid t at 0.15 m/sec:</td> <td>40 °C</td> </tr> <tr> <td>Max liquid t at 0.5 m/sec:</td> <td>45 °C</td> </tr> <tr> <td>Selected liquid temperature:</td> <td>20 °C</td> </tr> <tr> <td>Density:</td> <td>998.2 kg/m³</td> </tr> </table> <p>Technical:</p> <table border="0"> <tr> <td>Pump speed on which pump data are based:</td> <td>2900 rpm</td> </tr> <tr> <td>Rated flow:</td> <td>46 m³/h</td> </tr> <tr> <td>Rated head:</td> <td>308 m</td> </tr> <tr> <td>Shaft seal for motor:</td> <td>SiC/SiC</td> </tr> <tr> <td>Curve tolerance:</td> <td>ISO9906:2012 3B</td> </tr> <tr> <td>Motor version:</td> <td>T45</td> </tr> <tr> <td>Return valve:</td> <td>YES</td> </tr> </table> <p>Materials:</p> <table border="0"> <tr> <td>Pump:</td> <td>Stainless steel EN 1.4301 AISI 304</td> </tr> <tr> <td>Impeller:</td> <td>Stainless steel EN 1.4301 AISI 304</td> </tr> <tr> <td>Motor:</td> <td>Cast iron DIN W.-Nr. 0.6025 ASTM 35-40</td> </tr> </table> <p>Installation:</p> <table border="0"> <tr> <td>Maximum operating pressure:</td> <td>60 bar</td> </tr> <tr> <td>Maximum permissible outlet pressure:</td> <td>48.5 bar</td> </tr> <tr> <td>Pump outlet:</td> <td>R4</td> </tr> <tr> <td>Motor diameter:</td> <td>8 inch</td> </tr> <tr> <td>Minimum borehole diameter:</td> <td>200 mm</td> </tr> </table> <p>Electrical data:</p>	Pumped liquid:	Water	Liquid temperature range:	-15 .. 45 °C	Max liquid t at 0.15 m/sec:	40 °C	Max liquid t at 0.5 m/sec:	45 °C	Selected liquid temperature:	20 °C	Density:	998.2 kg/m ³	Pump speed on which pump data are based:	2900 rpm	Rated flow:	46 m ³ /h	Rated head:	308 m	Shaft seal for motor:	SiC/SiC	Curve tolerance:	ISO9906:2012 3B	Motor version:	T45	Return valve:	YES	Pump:	Stainless steel EN 1.4301 AISI 304	Impeller:	Stainless steel EN 1.4301 AISI 304	Motor:	Cast iron DIN W.-Nr. 0.6025 ASTM 35-40	Maximum operating pressure:	60 bar	Maximum permissible outlet pressure:	48.5 bar	Pump outlet:	R4	Motor diameter:	8 inch	Minimum borehole diameter:	200 mm
Pumped liquid:	Water																																										
Liquid temperature range:	-15 .. 45 °C																																										
Max liquid t at 0.15 m/sec:	40 °C																																										
Max liquid t at 0.5 m/sec:	45 °C																																										
Selected liquid temperature:	20 °C																																										
Density:	998.2 kg/m ³																																										
Pump speed on which pump data are based:	2900 rpm																																										
Rated flow:	46 m ³ /h																																										
Rated head:	308 m																																										
Shaft seal for motor:	SiC/SiC																																										
Curve tolerance:	ISO9906:2012 3B																																										
Motor version:	T45																																										
Return valve:	YES																																										
Pump:	Stainless steel EN 1.4301 AISI 304																																										
Impeller:	Stainless steel EN 1.4301 AISI 304																																										
Motor:	Cast iron DIN W.-Nr. 0.6025 ASTM 35-40																																										
Maximum operating pressure:	60 bar																																										
Maximum permissible outlet pressure:	48.5 bar																																										
Pump outlet:	R4																																										
Motor diameter:	8 inch																																										
Minimum borehole diameter:	200 mm																																										



Company name:

Created by:

Phone:

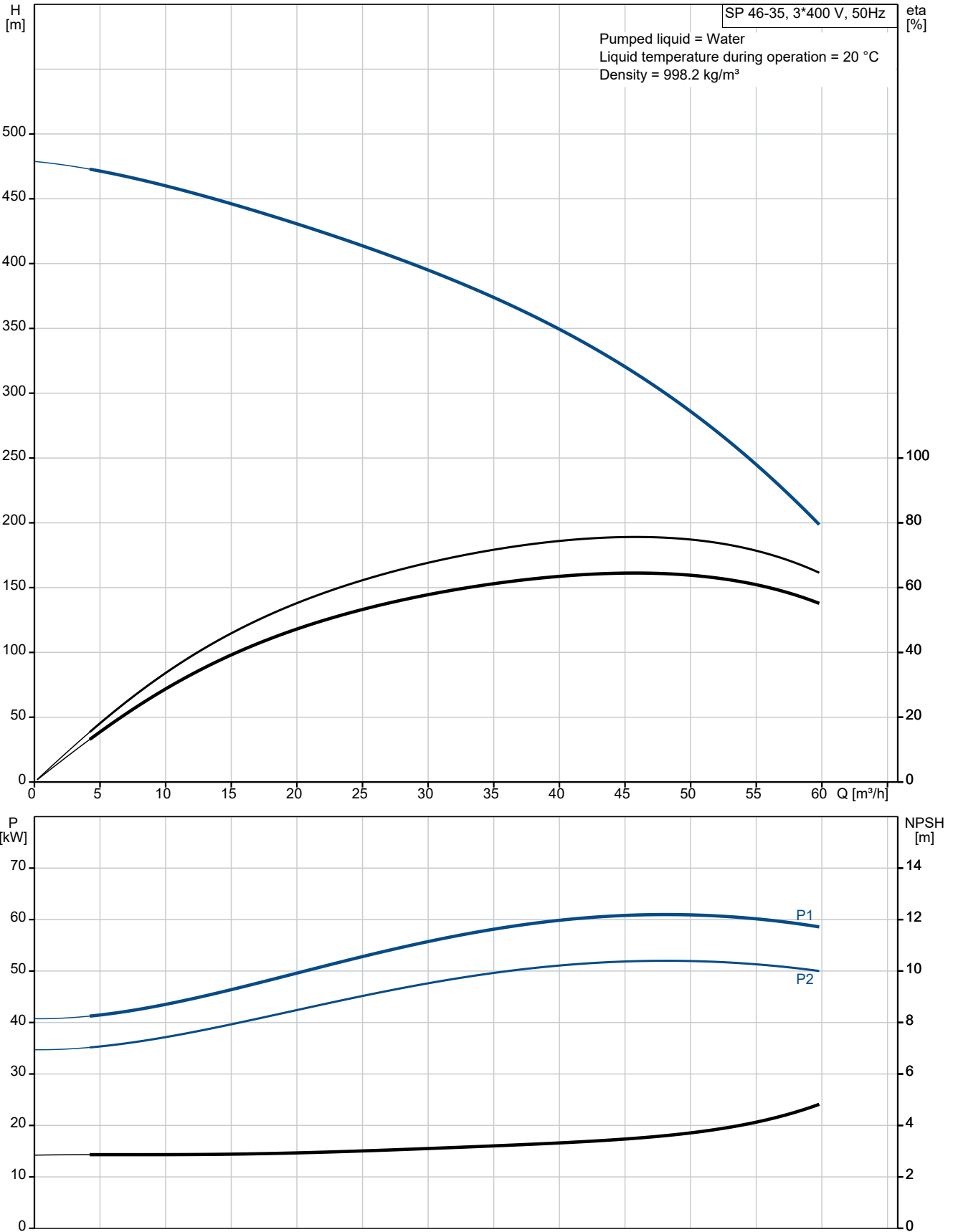
Date:

07/11/2022

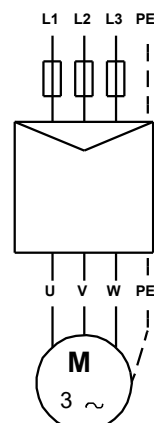
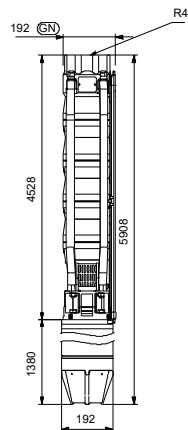
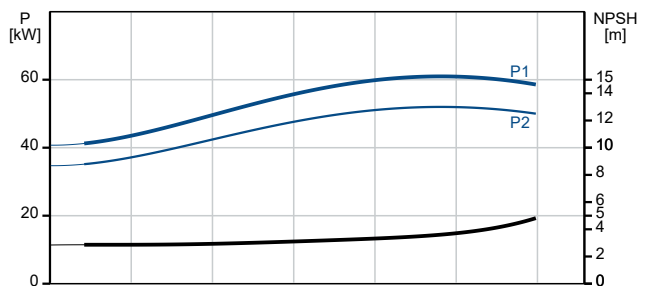
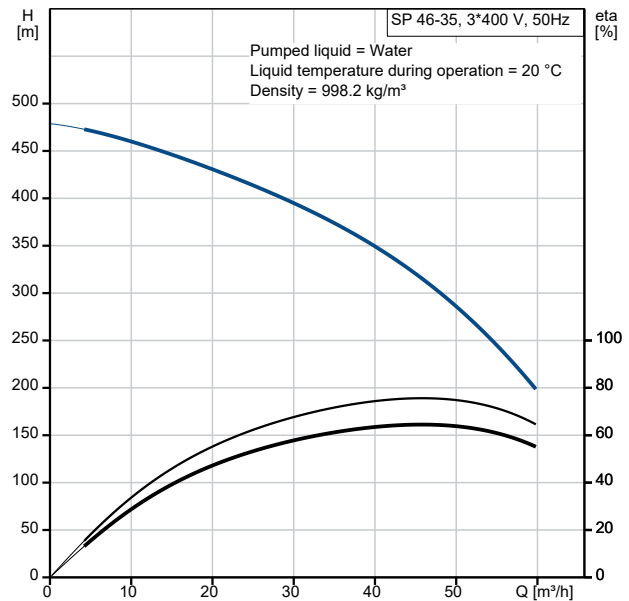
Qty. Description

1	Motor type:	MMS8000
	Motor flange design:	GRUNDFOS
	Rated power - P2:	55 kW
	Power (P2) required by pump:	55 kW
	Mains frequency:	50 Hz
	Rated voltage:	3 x 380-400-415 V
	Rated current:	116-114-112 A
	Starting current:	540-590-630 %
	Cos phi - power factor:	0.88-0.85-0.83
	Rated speed:	2890-2900-2910 rpm
	Start. method:	direct-on-line
	Enclosure class (IEC 34-5):	IP68
	Built-in temp. transmitter:	no
	Motor No:	96476892
	Windings:	PE2/PA
	Others:	
	Minimum efficiency index, MEI \geq :	0.40
	ErP status:	EuP Standalone/Prod.
	Net weight:	320 kg
	Gross weight:	406 kg
	Shipping volume:	0.927 m ³

15A44335 SP 46-35 50 Hz



Description	Value
General information:	
Product name:	SP 46-35
Product No:	15A44335
EAN number:	5700318329415
Technical:	
Pump speed on which pump data are based:	2900 rpm
Rated flow:	46 m ³ /h
Rated head:	308 m
Number of stages:	35
Number of reduced-diameter impellers:	NONE
Shaft seal for motor:	SIC/SIC
Curve tolerance:	ISO9906:2012 3B
The first model is called A which is followed by model B, C etc.:	B
Motor version:	T45
Return valve:	YES
Materials:	
Pump:	Stainless steel
Pump:	EN 1.4301
Pump:	AISI 304
Impeller:	Stainless steel
Impeller:	EN 1.4301
Impeller:	AISI 304
Motor:	Cast iron
Motor:	DIN W.-Nr. 0.6025
Motor:	ASTM 35-40
Installation:	
Maximum operating pressure:	60 bar
Maximum permissible outlet pressure:	48.5 bar
Pump outlet:	R4
Motor diameter:	8 inch
Minimum borehole diameter:	200 mm
Liquid:	
Pumped liquid:	Water
Liquid temperature range:	-15 .. 45 °C
Max liquid t at 0.15 m/sec:	40 °C
Max liquid t at 0.5 m/sec:	45 °C
Selected liquid temperature:	20 °C
Density:	998.2 kg/m ³
Electrical data:	
Motor type:	MMS8000
Motor flange design:	GRUNDFOS
Rated power - P2:	55 kW
Power (P2) required by pump:	55 kW
Mains frequency:	50 Hz
Rated voltage:	3 x 380-400-415 V
Rated current:	116-114-112 A
Starting current:	540-590-630 %
Cos phi - power factor:	0.88-0.85-0.83
Rated speed:	2890-2900-2910 rpm
Start. method:	direct-on-line
Enclosure class (IEC 34-5):	IP68
Built-in motor protection:	NONE
Thermal protec:	external
Built-in temp. transmitter:	no
Motor No:	96476892
Windings:	PE2/PA
Others:	





Company name:

Created by:

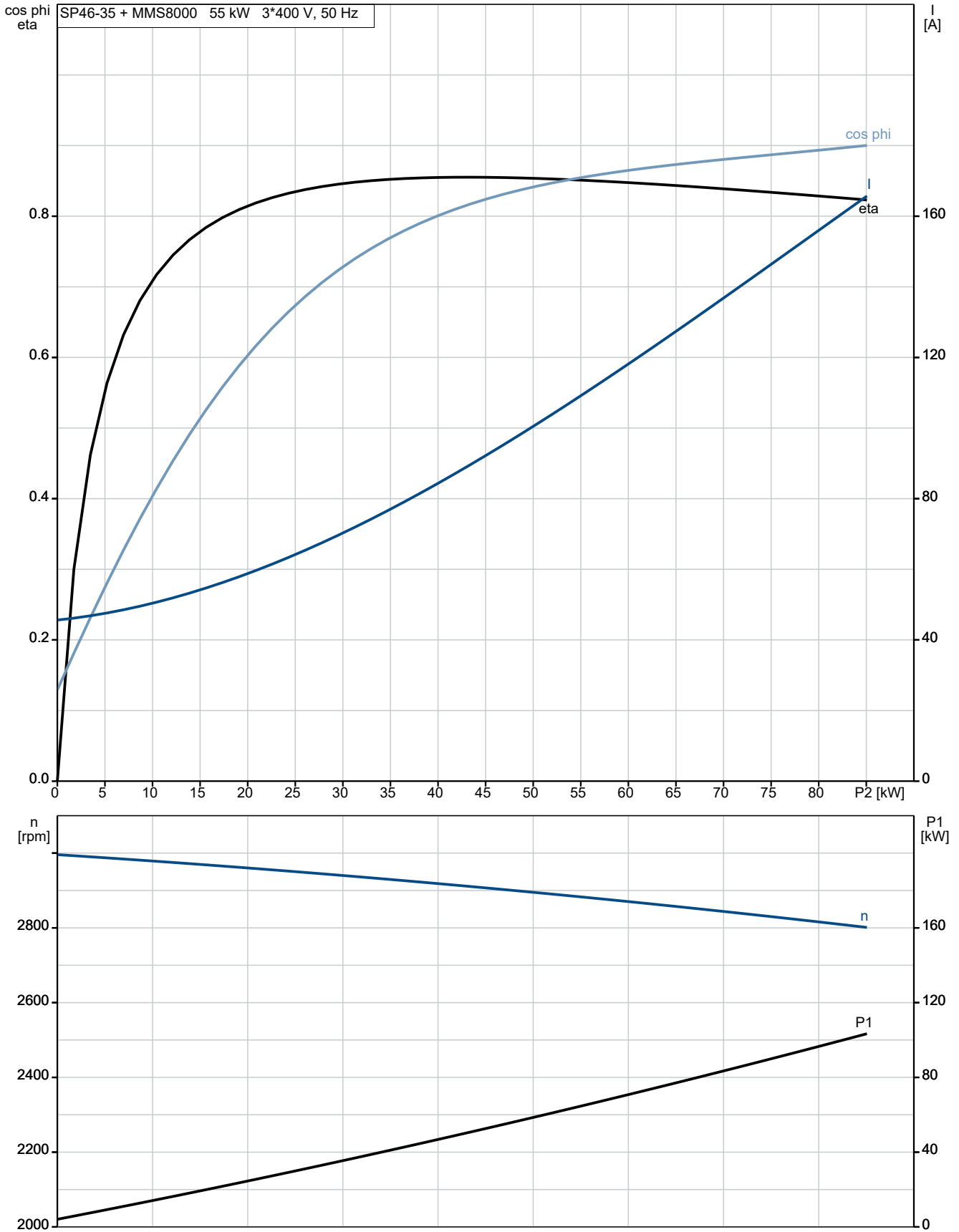
Phone:

Date:

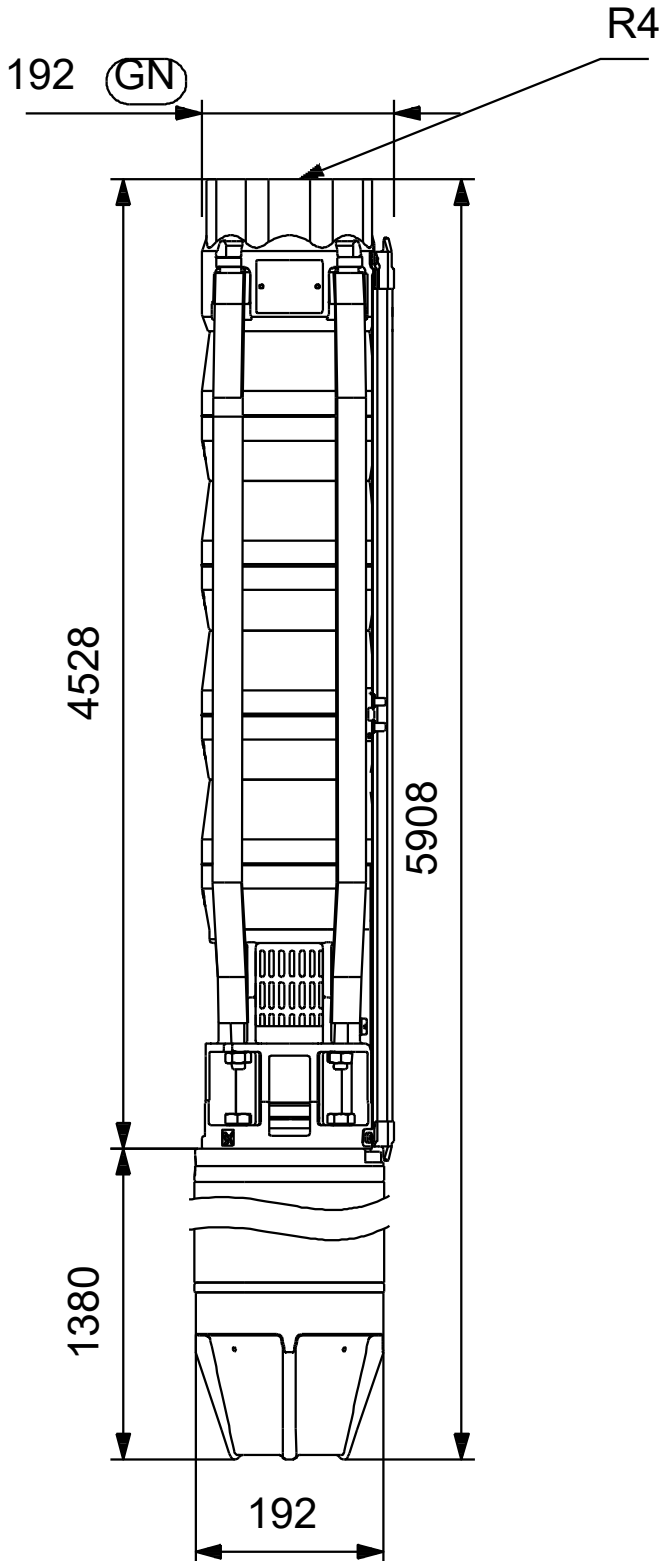
07/11/2022

Description	Value
Minimum efficiency index, MEI ≥:	0.40
ErP status:	EuP Standalone/Prod.
Net weight:	320 kg
Gross weight:	406 kg
Shipping volume:	0.927 m ³

15A44335 SP 46-35 50 Hz



15A44335 SP 46-35 50 Hz



Note! All units are in [mm] unless others are stated.
Disclaimer: This simplified dimensional drawing does not show all details.

15A44335 SP 46-35 50 Hz



Note! All units are in [mm] unless others are stated.

