

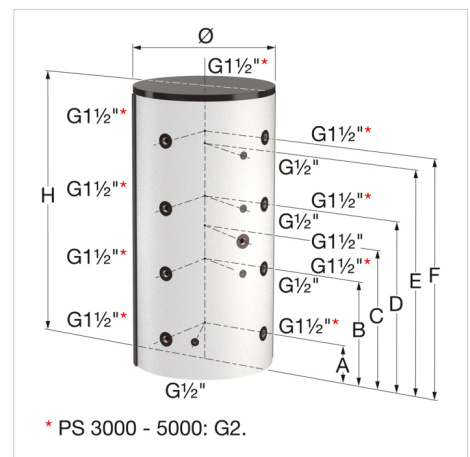
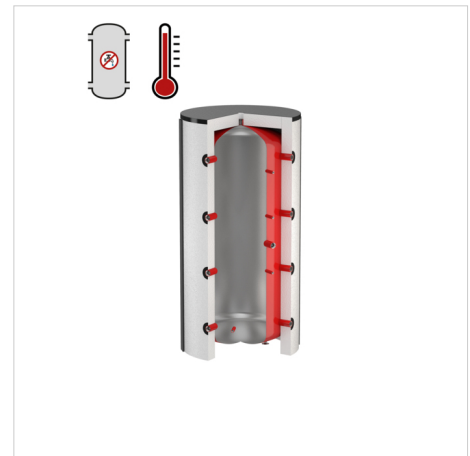
Buffer vessels for use in closed heating installations. Can also be used as buffer vessel in cooling installations (insulation for cooling installations is not available; for buffer vessels for cooling installations provided with insulation, see Flamco FlexTherm PSK).

### Advantages

- On a construction with adjustable feet for accurate levelling (up to 2000 litres).
- Can be connected with several buffer vessels.
- Temperature sensor connections: G1/2" (4x).
- Connections under a 90° angle, enabling an angular setting.
- Alternative connections, capacities and operating pressures are available upon request.

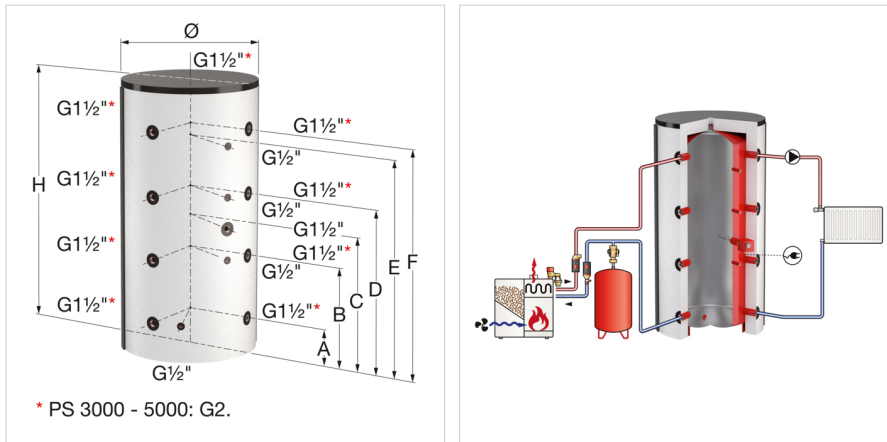
### Technical Specifications

- Maximum working pressure: 3 bar.
- Maximum working temperature: 95 °C.
- Steel vessel (made of S235JR): Outside powder-coated, inside untreated.
- Insulation (Excluded - Can be ordered separately (see Chapter 'Accessories for Water Heaters and Storage Vessels')):  
EPS insulating mantle (fire category B1) with a polypropylene outer shell in white (RAL 9010) / white aluminium (RAL 9006).



Description	FlexTherm PS Buffer 750L	
Order Code	18786	
GTIN	08712874187863	
Model	<u>FlexTherm PS 200 - 5000</u>	
Capacity [l]	750	
Dimensions *	Ø [mm]	790
	H [mm]	1800
	Tilting height [mm]	1850
Weight [kg]	102	

\* Dimensions excluding insulation.



### FlexTherm PS 200 - 5000 - Connection diagram

Type	System connections	Distance from floor to connections					
		A [mm]	B [mm]	C [mm]	D [mm]	E [mm]	F [mm]
FlexTherm PS 200	8	180	480	-	780	980	1080
FlexTherm PS 300	8	210	590	-	980	1260	1360
FlexTherm PS 500	8	180	600	770	1010	1330	1430
FlexTherm PS 600	8	180	730	980	1280	1730	1830
FlexTherm PS 750	8	270	690	940	1100	1420	1520
FlexTherm PS 850	8	270	740	970	1200	1570	1670
FlexTherm PS 1000 (Ø 790)	8	270	820	995	1370	1820	1920
FlexTherm PS 1000 (Ø 850)	8	305	790	1075	1220	1605	1705
FlexTherm PS 1200	8	305	855	1195	1405	1855	1955
FlexTherm PS 1500	8	340	890	1230	1440	1890	1990
FlexTherm PS 1800	8	350	850	1100	1350	1750	1850
FlexTherm PS 2000	8	350	900	1310	1450	1900	2000
FlexTherm PS 3000	8	450	1060	1390	1720	2240	2330
FlexTherm PS 4000	8	540	1150	1480	1810	2330	2420
FlexTherm PS 5000	8	695	1305	1635	1965	2485	2575

### FlexTherm PS 200 - 5000 - Performance

Technical specifications	FlexTherm PS 200 - 5000														
	200	300	500	600	750	850	1000 Ø790	1000 Ø850	1200	1500	1800	2000	3000	4000	5000
Total heat loss (EN 12897) [W]	76	107	138	110	120	129	142	141	133	162	173	183	n/a	n/a	n/a
Energy label	C	D	D	C	C	C	C	C	C	C	C	C	n/a	n/a	n/a

n/a = not applicable.

**Classification General Data**

<b>Etim Group</b>	Storage tanks/vessels
<b>Etim Class</b>	Storage tank (hot/cold water)
<b>Product Name</b>	FlexTherm PS Buffer 750L
<b>Brand</b>	Flamco
<b>Product Type</b>	750

**Attributes**

<b>Suitable for central heating</b>	Yes
<b>Suitable for heat pump</b>	Yes
<b>Suitable for cooling water installation</b>	Yes
<b>Mounting method</b>	Floor standing
<b>Tank material</b>	Steel
<b>Surface protection on the inside</b>	Untreated
<b>Surface protection on the outside</b>	Coated
<b>With insulation</b>	No
<b>Volume [l]</b>	750
<b>Height [mm]</b>	1970
<b>[mm]</b>	750
<b>Diameter without insulation [mm]</b>	750
<b>Max. operating pressure [bar]</b>	3
<b>Max. temperature [°C]</b>	95
<b>Connection 1</b>	Internal thread
<b>Connection size 1</b>	1 1/2 inch
<b>Connection 2</b>	Internal thread
<b>Connection size 2</b>	Other
<b>With immersion tube</b>	No
<b>With electrical element</b>	No
<b>With temperature sensor connection</b>	Yes
<b>Number of connections of temperature sensor</b>	4
<b>Connection size temperature sensor</b>	1/2 inch

**Find more information online:**
[Installation and operating instruction](#)
[PS ADSK](#)
[PS DWG](#)
[PS IPT](#)
[PS STEP](#)
[PS 500l RFA](#)
[PS 1500 - 5000l RFA](#)
[Export catalogue](#)
[Selection Guide](#)
[ErP label PS 200](#)
[ErP label PS 300](#)
[ErP label PS 500](#)
[Packaging data](#)



# Flamco

Flow of Innovation

18786 - FlexTherm PS 750

Product Data Sheet 2022/06/17

---

[Installation and operating instruction](#)

[PS ADSK](#)

[PS DWG](#)

[PS IPT](#)

[PS STEP](#)

[PS 500l RFA](#)

[PS 1500 - 5000l RFA](#)

[Export catalogue](#)

[Selection Guide](#)

[ErP label PS 200](#)

[ErP label PS 300](#)

[ErP label PS 500](#)

[Packaging data](#)

Washway Lane

UK-WA10 6PB, St Helens, Merseyside - gb

T +44 17 447 447 44

E [uk.info@aalberts-hfc.com](mailto:uk.info@aalberts-hfc.com)

I [flamcogroup.com/uk-en](http://flamcogroup.com/uk-en)