

Technical Data

Pump Name

EVMSG5 8N5Q1BEGE/2.2

Customer	Date 2022-04-05	Company
Contact	Item no.	Issued by
Phone	Project	Phone
E-mail	Project ID	E-mail

Requested data

1	Pump type	VERTICAL MULTISTAGE PUMP	Fluid	Water
2	Number of pumps / Reserve	8 / 0	Liquid temperature	°C 20
3	Flow m³/h		Kin. viscosity	cSt 1.005
4	Head m		Vapour pressure	kPa 2.34
5	Geodetic head m		PH value	
6	Inlet pressure (pin) kPa	0	Density	kg/m³ 998.3
7	Available system NPSH		Solids	Weight % 0
8	Ambient temperature °C	20		

Pump

9	Pump Name	EVMSG5 8N5Q1BEGE/2.2	Frequency	Hz 50
10	Design	VERTICAL MULTISTAGE PUMP	Installation type	Oval flange (STANDARD)
11	Manufacturer	EBARA	Impeller Diameter	Max. mm 91
12	Speed rpm	2900		Designed mm 91
13	No. of Stage	8		Min. mm 91
14	Connection Suction side		Flow	Operating m³/h
15	Connection Discharge side			Max- m³/h 7.8
16	Max. Working Pressure kPa	1600		Min- m³/h 2.4
17	Shut-off head kPa	742.65	Head	Operating m
18	Total weight kg	See the table of "Dimensions".		- (Qmax.) m 40.8
19	Shaft power kW			- (Qmin.) m 71.9
20			Max. Shaft Power at max. impeller	kW 1.56
21	Required pump NPSH m		Efficiency	%

Materials

22	Impeller	AISI 304		
23	Intermediate casing	AISI 304		
24	Bottom casing	Cast iron		
25	Shaft	AISI 304		
26	O-ring	EPDM		
27				

Motor

28	Manufacturer	ETM	Insulation class	F
29	Type	TEFC_EVMS5 8/2.2_230_Three Phase	Phases	3~
30	Specific design	IE3 / 50 Hz / Pole pairs 1	Frame size	90
31	Rated power kW	2.2	Weight	kg 15
32	Number of poles	2	Electric voltage	V 230
33	Speed rpm	2875	Electric current	A 8.2
34	Degree of protection	IP 55		
35				

Remarks

Performance Curve

Pump Name

EVMSG5 8N5Q1BEGE/2.2

Customer	Date	2022-04-05	Company
Contact	Item no.		Issued by
Phone	Project		Phone
E-mail	Project ID		E-mail

Requested data

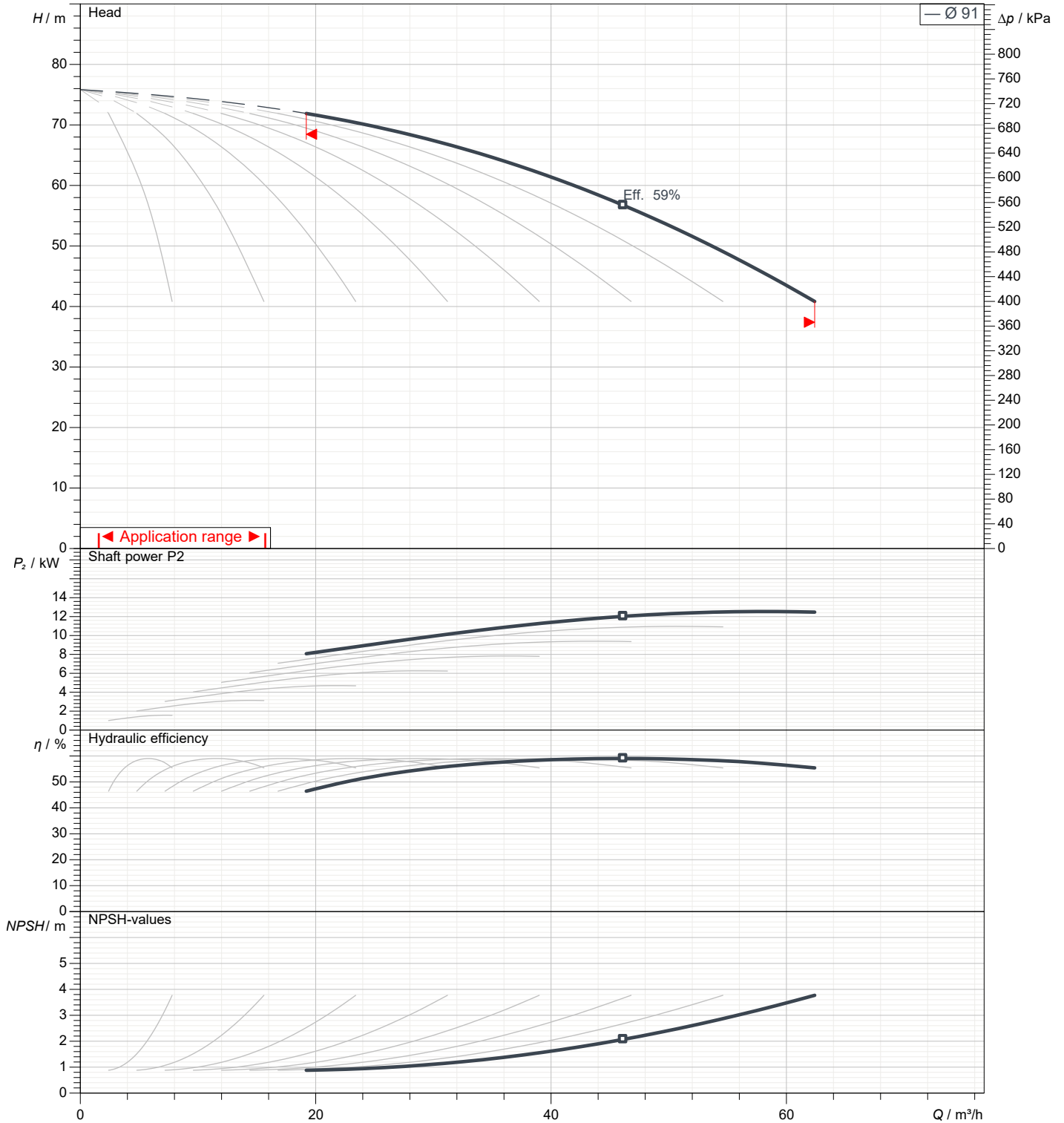
1	Flow	m³/h	
2	Head	m	
3	Geodetic head	m	

Pump

Operating Flow	m³/h		Frequency	Hz	50
Operating Head	m		Number of poles		2
Impeller diameter designed	mm	91	Speed	rpm	2900

Test standard: ISO 9906:2012 - Grade3B

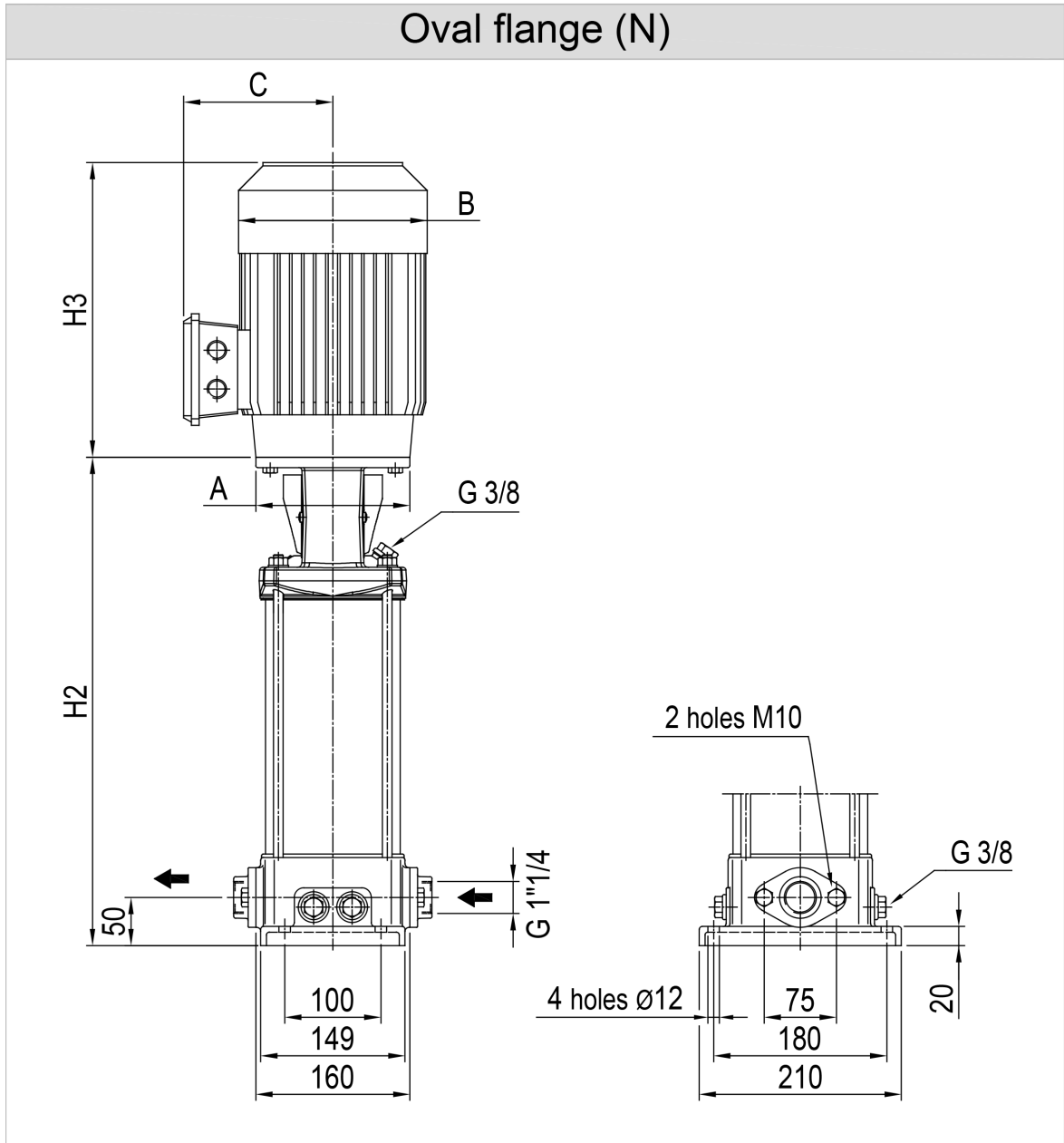
Water; 20°C; 998.3kg/m³; 1cSt



Dimensions

Pump name EVMSG5 8N5Q1BEGE/2.2

Customer	Date 2022-04-05	Company
Contact	Item no.	Issued by
Phone	Project	Phone
E-mail	Project ID	E-mail



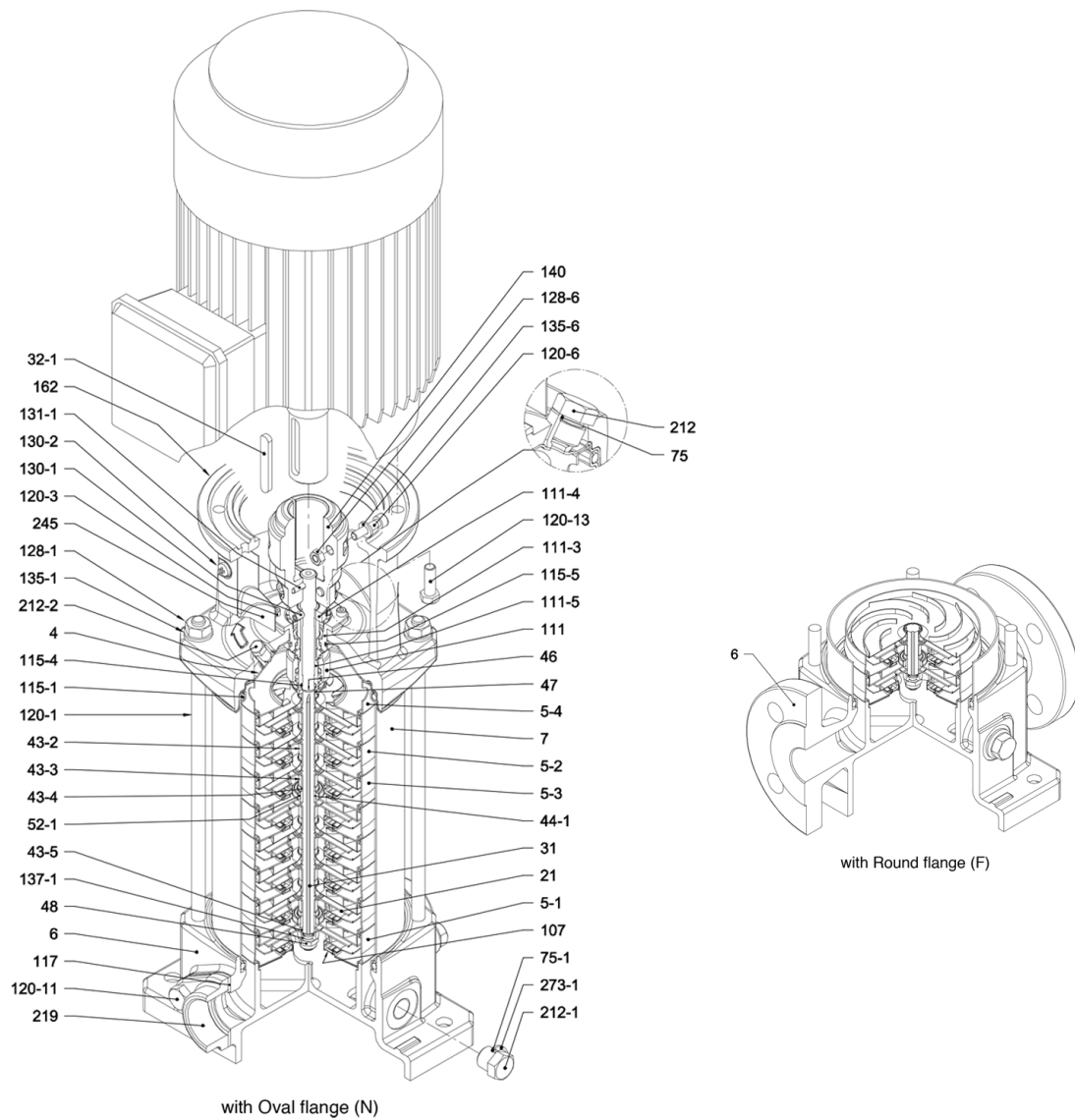
Dimensions in		mm						
1	A	Dia140						
2	B	160						
3	C	119						
4	H2	452						
5	H3	291						
6	Weight P&M	31.6						
7								
8								
9								
10								
11								
12								
13								
14								
15								

(1/4)

Construction

Pump name EVMSG5 8N5Q1BEGE/2.2

Customer	Date 2022-04-05	Company
Contact	Item no.	Issued by
Phone	Project	Phone
E-mail	Project ID	E-mail



(2/4)**Construction****Pump name EVMSG5 8N5Q1BEGE/2.2**

Customer	Date 2022-04-05	Company
Contact	Item no.	Issued by
Phone	Project	Phone
E-mail	Project ID	E-mail

N°	PART NAME	MATERIAL EVMSG	DIMENSIONS	STANDARD
4	Casing cover	EN 1.4301 (AISI 304)		
5-1	Suction casing	EN 1.4301 (AISI 304)		
5-2	Intermediate casing	EN 1.4301 (AISI 304)		
5-3	Intermediate casing with bearing	EN 1.4301 (AISI 304)		
5-4	Discharge casing	EN 1.4301 (AISI 304)		
6	Bottom casing	Cast Iron EN GJL-250EE1551		
7	Outer casing	EN 1.4301 (AISI 304)		
21	Impeller	EN 1.4301 (AISI 304)		
31	Shaft	EN 1.4301 (AISI 304) - EN 1.4462 (AISI 329A)		
32-1	Adjuster key	EN 1.4301 (AISI 304)		
43-2	Shaft sleeve (intermediate)	EN 1.4301 (AISI 304)		
43-3	Shaft sleeve (bearing)	EN 1.4301 (AISI 304)		
43-4	Shaft sleeve (adjustment)	EN 1.4404 (AISI 316L)		
43-5	Shaft sleeve (last stage)	EN 1.4301 (AISI 304)		
44-1	Shaft sleeve bearing	Tungsten carbide		
46	Ring (mechanical seal)	EN 1.4404 (AISI 316L)		
47	Ring holder	EN 1.4404 (AISI 316L)		
48	Impeller nut	EN 1.4301 (AISI 304) with inox insert	M8	
52-1	Sleeve bearing	Tungsten carbide		
75	O-Ring (priming plug)	EPDM / FPM *	Ø12.37x2.62	OR 3050
75-1	O-Ring (drainage plug)	EPDM / FPM *		
107	Liner ring	EN 1.4301 (AISI 304) + PPS		
111	Mechanical seal	- - - **		
111-3	Mechanical seal seat	EN 1.4308 (ASTM CF8)		
111-4	Seal holder	EN 1.4301 (AISI 304)		
111-5	Mechanical seal cartridge sleeve	EN 1.4301 (AISI 304)		
115-1	O-Ring (outer casing)	EPDM / FPM *	Ø129.54x5.34	OR 6945
115-4	O-Ring (cartridge sleeve)	EPDM / FPM *	Ø11.91x2.62	OR 4093
115-5	O-Ring (seal flange)	EPDM / FPM *	Ø32.99x2.62	OR 4175
117	Flange gasket	EPDM / FPM *		
120-1	Tie-rod	EN 1.4057 (AISI 431)	M10	
120-3	Screw (seal flange)	A2-70	M4x10	ISO 4762
120-6	Screw (pump coupling)	Galvanized steel	up to 4.0 kW above 5.5 kW	M6x25 ISO 4762 M8x20 ISO 4762
120-11	Screw (counterflange)		A2-70	
120-13	Screw for motor	Galvanized steel 8.8 strength class ISO 898/1	MEC 71-80 MEC 90-100-112 MEC 132	M6x20 ISO 4017 M8x20 ISO 4017 M12x40 ISO 4017
128-1	Nut (tie rod)		A2-70	M10 ISO 4032
128-3	Nut (motor)		Galvanized steel	M12 ISO 4032
128-6	Nut (aluminium coupling)	Galvanized steel	MEC 71-80-90-100-112	M6 ISO 4032
130-1	Set screw	EN 1.4301 (AISI 304)		M5x8 ISO 4026
130-2	Screw for coupling guard	A2-70		M5x6 UNI 7687
131-1	Pin for shaft	Carbon Steel		Ø4x32 ISO 2338
135-1	Washer (tie rod)	EN 1.4301 (AISI 304)		Ø10.5x21x2 ISO 7089
135-6	Washer (aluminium coupling)	Carbon Steel	up to 4.0 kW	Ø6
137-1	Impeller spacer	EN 1.4301 (AISI 304)		
140	Coupling	Die cast Aluminium EN AB-AISI11Cu2 (Fe) Cast Iron	up to 4.0 kW above 5.5 kW	
162	Motor bracket	Cast iron EN-GJL-250		
212	Priming plug	EN 1.4301 (AISI 304)		G 3/8
212-1	Drainage plug	EN 1.4301 (AISI 304)		G 3/8
212-2	Venting plug	EN 1.4404 (AISI 316L)		
219	Counter flange	Galvanized steel		
245	Coupling guard	EN 1.4301 (AISI 304)		
273-1	Washer (drainage plug)	EN 1.4301 (AISI 304)		

* EPDM (standard)
FPM (option)

** see CONSTRUCTION 4/4

(3/4)

Construction

Pump name EVMSG5 8N5Q1BEGE/2.2

Customer	Date	2022-04-05	Company
Contact	Item no.		Issued by
Phone	Project		Phone
E-mail	Project ID		E-mail

Pump Type	N°																												
	4	5-1	5-2	5-3	5-4	6	7	21	31***	32-1	43-2	43-3	43-4	43-5	44-1	46	47	48	52-1	75	75-1	107	111	111-3	111-4	111-5	115-1	115-4	115-5
EVMSG5 2/0.37	1	1	/	1	1	1	1	2	1	1	1	1	1	/	1	2	1	1	1	1	4	2	1	1	1	1	2	1	1
EVMSG5 3/0.55	1	1	1	1	1	1	1	3	1	1	3	1	1	1	1	2	1	1	1	1	4	3	1	1	1	1	2	1	1
EVMSG5 4/0.75	1	1	2	1	1	1	1	4	1	1	5	1	1	/	1	2	1	1	1	1	4	4	1	1	1	1	2	1	1
EVMSG5 5/1.1	1	1	3	1	1	1	1	5	1	1	7	1	1	/	1	2	1	1	1	1	4	5	1	1	1	1	2	1	1
EVMSG5 6/1.5	1	1	4	1	1	1	1	6	1	1	9	1	1	1	1	2	1	1	1	1	4	6	1	1	1	1	2	1	1
EVMSG5 7/1.5	1	1	5	1	1	1	1	7	1	1	11	1	1	/	1	2	1	1	1	1	4	7	1	1	1	1	2	1	1
EVMSG5 8/2.2	1	1	6	1	1	1	1	8	1	1	13	1	1	/	1	2	1	1	1	1	4	8	1	1	1	1	2	1	1
EVMSG5 9/2.2	1	1	7	1	1	1	1	9	1	1	15	1	1	1	1	2	1	1	1	1	4	9	1	1	1	1	2	1	1
EVMSG5 10/2.2	1	1	8	1	1	1	1	10	1	1	17	1	1	/	1	2	1	1	1	1	4	10	1	1	1	1	2	1	1
EVMSG5 11/2.2	1	1	8	2	1	1	1	11	1	1	17	2	2	/	2	2	1	1	2	1	4	11	1	1	1	1	2	1	1
EVMSG5 12/3.0	1	1	9	2	1	1	1	12	1	1	19	2	2	1	2	2	1	1	2	1	4	12	1	1	1	1	2	1	1
EVMSG5 13/3.0	1	1	10	2	1	1	1	13	1	1	21	2	2	/	2	2	1	1	2	1	4	13	1	1	1	1	2	1	1
EVMSG5 14/3.0	1	1	11	2	1	1	1	14	1	1	23	2	2	/	2	2	1	1	2	1	4	14	1	1	1	1	2	1	1
EVMSG5 15/3.0	1	1	12	2	1	1	1	15	1	1	25	2	2	1	2	2	1	1	2	1	4	15	1	1	1	1	2	1	1
EVMSG5 17/4.0	1	1	14	2	1	1	1	17	1	1	29	2	2	/	2	2	1	1	2	1	4	17	1	1	1	1	2	1	1
EVMSG5 19/4.0	1	1	16	2	1	1	1	19	1	1	33	2	2	/	2	2	1	1	2	1	4	19	1	1	1	1	2	1	1
EVMSG5 20/4.0	1	1	17	2	1	1	1	20	1	1	35	2	2	/	2	2	1	1	2	1	4	20	1	1	1	1	2	1	1
EVMSG5 23/5.5	1	1	20	2	1	1	1	23	1	1	41	2	2	/	2	2	1	1	2	1	4	23	1	1	1	1	2	1	1
EVMSG5 25/5.5	1	1	22	2	1	1	1	25	1	1	45	2	2	/	2	2	1	1	2	1	4	25	1	1	1	1	2	1	1
EVMSG5 27/5.5	1	1	23	3	1	1	1	27	1	1	47	3	3	/	3	2	1	1	3	1	4	27	1	1	1	1	2	1	1

Pump Type	N°																						
	117*	120-1	120-3	120-6	120-11*	120-13	128-1	128-3	128-6	130-1	130-2	131-1	135-1	135-6	137-1	140	162	212	212-1	212-2	219*	245	273-1
EVMSG5 2/0.37	2	4	4	4	4	4	4	/	4	3	4	1	4	4	1	2	1	1	4	1	2	2	4
EVMSG5 3/0.55	2	4	4	4	4	4	4	/	4	3	4	1	4	4	1	2	1	1	4	1	2	2	4
EVMSG5 4/0.75	2	4	4	4	4	4	4	/	4	3	4	1	4	4	1	2	1	1	4	1	2	2	4
EVMSG5 5/1.1	2	4	4	4	4	4	4	/	4	3	4	1	4	4	1	2	1	1	4	1	2	2	4
EVMSG5 6/1.5	2	4	4	4	4	4	4	/	4	3	4	1	4	4	1	2	1	1	4	1	2	2	4
EVMSG5 7/1.5	2	4	4	4	4	4	4	/	4	3	4	1	4	4	1	2	1	1	4	1	2	2	4
EVMSG5 8/2.2	2	4	4	4	4	4	4	/	4	3	4	1	4	4	1	2	1	1	4	1	2	2	4
EVMSG5 9/2.2	2	4	4	4	4	4	4	/	4	3	4	1	4	4	1	2	1	1	4	1	2	2	4
EVMSG5 10/2.2	2	4	4	4	4	4	4	/	4	3	4	1	4	4	1	2	1	1	4	1	2	2	4
EVMSG5 11/2.2	2	4	4	4	4	4	4	/	4	3	4	1	4	4	1	2	1	1	4	1	2	2	4
EVMSG5 12/3.0	2	4	4	4	4	4	4	/	4	3	4	1	4	4	1	2	1	1	4	1	2	2	4
EVMSG5 13/3.0	2	4	4	4	4	4	4	/	4	3	4	1	4	4	1	2	1	1	4	1	2	2	4
EVMSG5 14/3.0	2	4	4	4	4	4	4	/	4	3	4	1	4	4	1	2	1	1	4	1	2	2	4
EVMSG5 15/3.0	2	4	4	4	4	4	4	/	4	3	4	1	4	4	1	2	1	1	4	1	2	2	4
EVMSG5 17/4.0	2	4	4	4	4	4	4	/	4	3	4	1	4	4	1	2	1	1	4	1	2	2	4
EVMSG5 19/4.0	/	4	4	4	/	4	4	/	4	3	4	1	4	4	1	2	1	1	4	1	/	2	4
EVMSG5 20/4.0	/	4	4	4	/	4	4	/	4	3	4	1	4	4	1	2	1	1	4	1	/	2	4
EVMSG5 23/5.5	/	4	4	4	/	4	4	/	3	4	1	4	/	1	2	1	1	4	1	/	2	4	
EVMSG5 25/5.5	/	4	4	4	/	4	4	/	3	4	1	4	/	1	2	1	1	4	1	/	2	4	
EVMSG5 27/5.5	/	4	4	4	/	4	4	/	3	4	1	4	/	1	2	1	1	4	1	/	2	4	

* only for Oval flange (N)

** shaft in EN 1.4462 (AISI 329A)

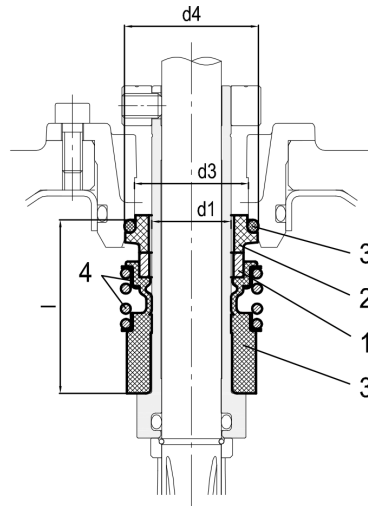
128-3: only for motor above 5.5 kW

(4/4)

Construction

Pump name EVMSG5 8N5Q1BEGE/2.2

Customer	Date 2022-04-05	Company
Contact	Item no.	Issued by
Phone	Project	Phone
E-mail	Project ID	E-mail



● : Standard

Pump model	Max operating pressure	Max operating temperature	Shaft seal type		Shaft seal material							Type key		
			Cartridge		1	2	3	4	5					
			Unbalanced	Balanced	Rotating Part	Code	Stationary Part	Code	Elastomers	Code	Compression spring	Collar	Code	
up to 16 bar	- 30°C to + 120°C		●		SiC	(Q1)	Carbon	(B)	EPDM	(E)	AISI 316		(G)	Q1BEG

Max operating pressure	d1	d2	d3	d4	l
	[mm]	[mm]	[mm]	[mm]	[mm]
16 bar	16	-	23	27	35