

stuart

Jet Pumps

Ideal for the high pressure delivery of clean non-potable water from a water tank / cistern. Jet pumps are supplied with a carry handle, a manual on/off switch and power lead fitted with a 13 amp fused plug. The range is suitable for general purpose applications, pumping cold water.

Once initially primed with clean water the Jet pump will self prime the suction pipe up to 5 metres when used in conjunction with a footvalve/strainer.

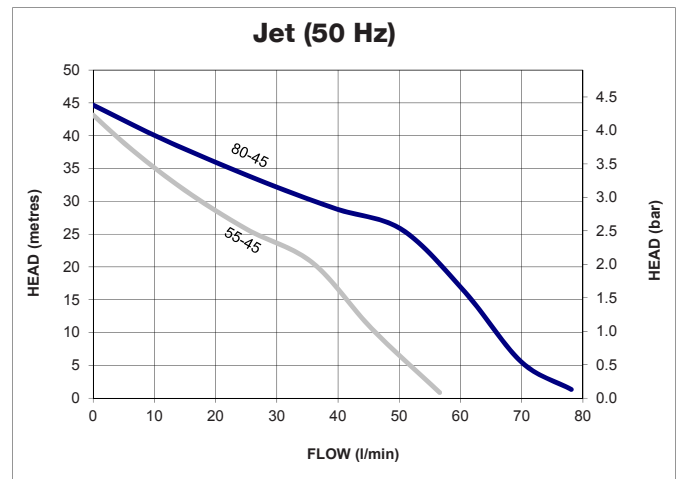


Features

- Self priming up to 5 m**
- Carrying handle (portable design)
- 1.5 m power cable and 13 Amp plug fitted
- Built in on/off switch
- Easy installation
- Reliable
- Quiet operation

Application

- Designed for pumping clean non-potable water. The portable Jet pump is ideal for many household and light industrial uses.
- Water pressurisation and lawn sprinkler boosting are just two of its many applications.



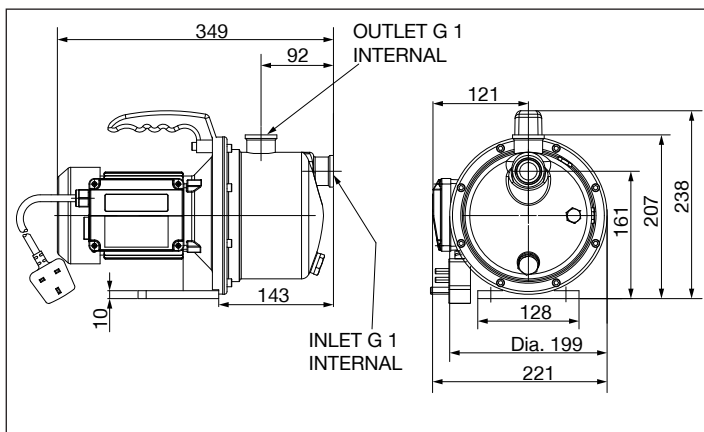
stuart

Pump Model		Jet 55-45 50 Hz 46587	Jet 80-45 50 Hz 46588
General	Guarantee	1 year	
Features	Pump type	Centrifugal	
	Mechanical seal	EPDM / Carbon / Ceramic	
	Self priming	✓	✓
	Carry handle	✓	✓
	Integral on/off switch	✓	✓
	Quiet operation	✓	✓
Materials	Pump body	Stainless steel	
	Impeller	Plastic	
Performance	Maximum head (closed valve)	4.5 bar	4.5 bar
	Performance @ 10 l/min	3.5 bar	3.8 bar
	Performance @ 40 l/min	1.6 bar	2.7 bar
	Maximum flow	55 l/min	80 l/min
	Minimum static inlet pressure	0.1 bar (1 metre)	
	Maximum static inlet pressure	0.5 bar (5 metres)	
	Maximum working pressure*	500 kPa (5 bar)	
	Maximum ambient air temperature	40 °C	
	Min / Max water temperature	Min 4 °C / Max 35 °C	
	Maximum suction lift**	5 metres	
Connections	Pump connections	G 1 female (inlet), G 1 female (outlet)	
Motor	Type	Induction, auto-reset thermal trip	
	Duty rating	Continuous (S1)	
Electrical	Power supply / phase / frequency	230 V a.c. / 1 / 50 Hz	
	Current (full load)	2.9 Amps	5.2 Amps
	Power consumption	640 Watts	925 Watts
	Fuse rating	13 Amps	
	Power cable (pre-wired)	1.5 metres	
Physical	Enclosure protection	IPX4	
	Length	349 mm	374 mm
	Width	221 mm	228 mm
	Height (excluding hoses)	238 mm	
	Weight (including fittings)	6.9 Kg	9.1 Kg

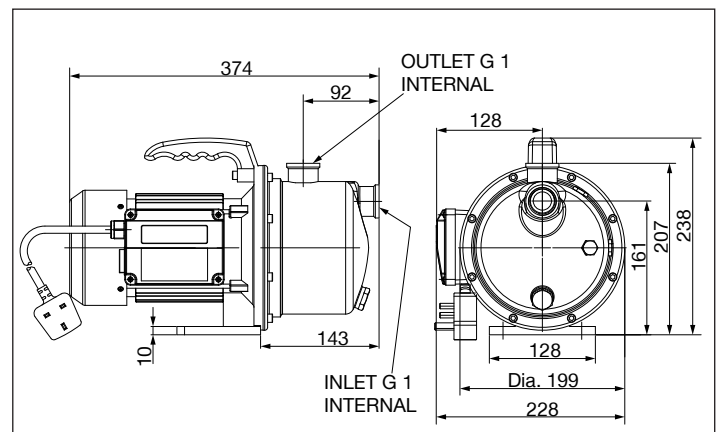
* The maximum pressure that can be applied to the pump under any installation conditions.

**With footvalve fitted.

Although these pumps are self priming we recommend a footvalve/strainer is used if a suction lift is required.



Jet 55-45



Jet 80-45

Stuart Turner Limited reserves the right to amend specifications without notice.