

Receiver

From

Company
Reference
Address
Phone
Fax
E-mail

Item n° : 60171444
Customer pos. no.:
Model : FKV 80 15.4 T5 400D

Pump data

Type of impeller : Vortex impeller
Pump outlet : DN 80
Pump inlet : DN 80
Flange standard : EN 1092-1 / PN 16
Free passage : 80 mm
Fluid Temperature : 0 °C / 40 °C *
* For higher temperatures please contact our sales network
pH : 6,5 - 12
Kinematic viscosity : 1 mm²/s
Max Flow : 70 m³/h
Max. Head : 9,329 m
Max. Hydraulic efficiency : 41,6 %

Approvals

Approvals : 12050-1
ATEX : NO

INSTALLATION

Max. Ambient temperature : 40 °C
Max. installation depth : 20 m
Type of installation :
Wet - Pump only

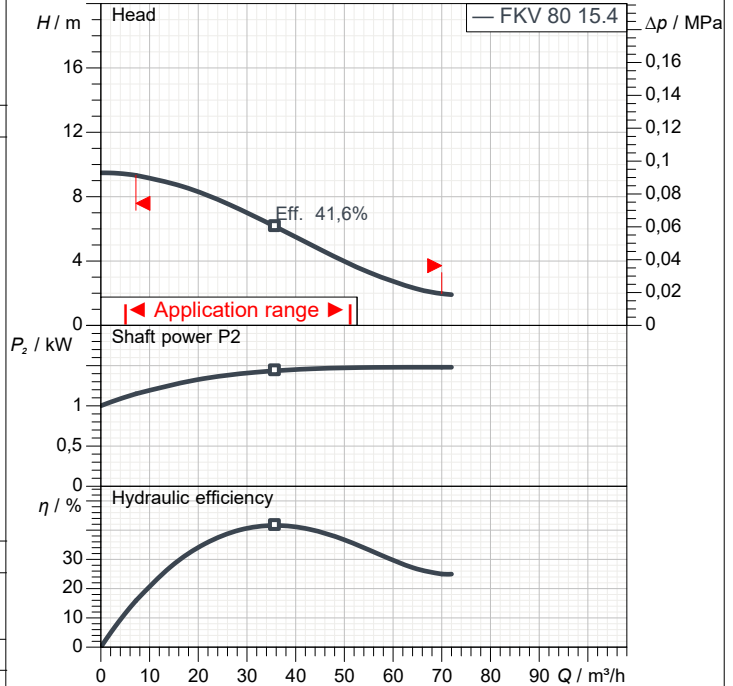
Materials

Handle : Stainless Steel (AISI 304)
Electric cable : 07RN8-F
Screws : Stainless Steel (AISI 304)
OR : NBR
Mechanical seal pump side : SiC/SiC
Mechanical seal motor side : SiC/Carbon
Motor shaft : AISI 420
Pump body / motor : Cast iron (EN GJL 200)
Impeller : Cast iron (EN GJL 250)
Coating : Acrylic Two-component 50µm

Motor data

Number of poles : 4
Max. Input power P1 : 1,72 kW
Nominal power P2 : 1,5 kW
Rated voltage : 3~ 400 V (+6% / -10%) 50 Hz
Nominal current : 3,8 A
Starting current (DOL / YD) : 11,4 A / —
Starting : Direct starting
Rated speed : 1.450 1/min
Efficiency : 87,2 %
Number of starts : 20 /h
Degree of protection : IP 68
Insulation class : F 150 °C
Standard cable type : 10mt 4G1.5+3x1
Water-in-oil sensor : NO
Motor protection : Thermal switch

Curve tolerance according to ISO 9906



Fluid data

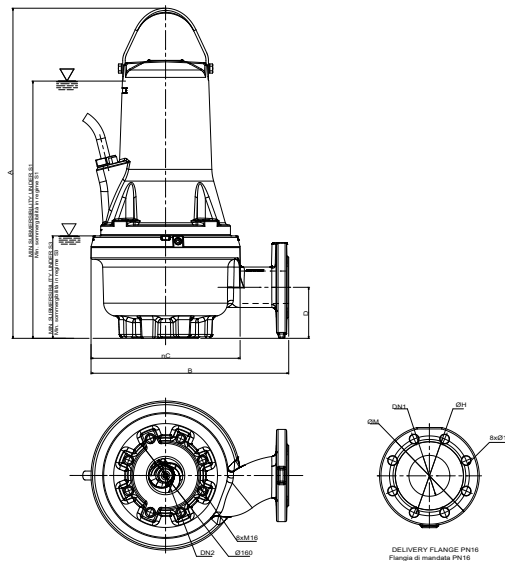
Fluid : Water
Density : 998,3 kg/m³
Fluid Temperature : 20 °C
Kinematic viscosity : 1,005 mm²/s

Requested data

Flow :
Head :

Real duty point

Flow :
Head :



Pump weight : 103 kg

Accessory weight :

Dimensions in mm

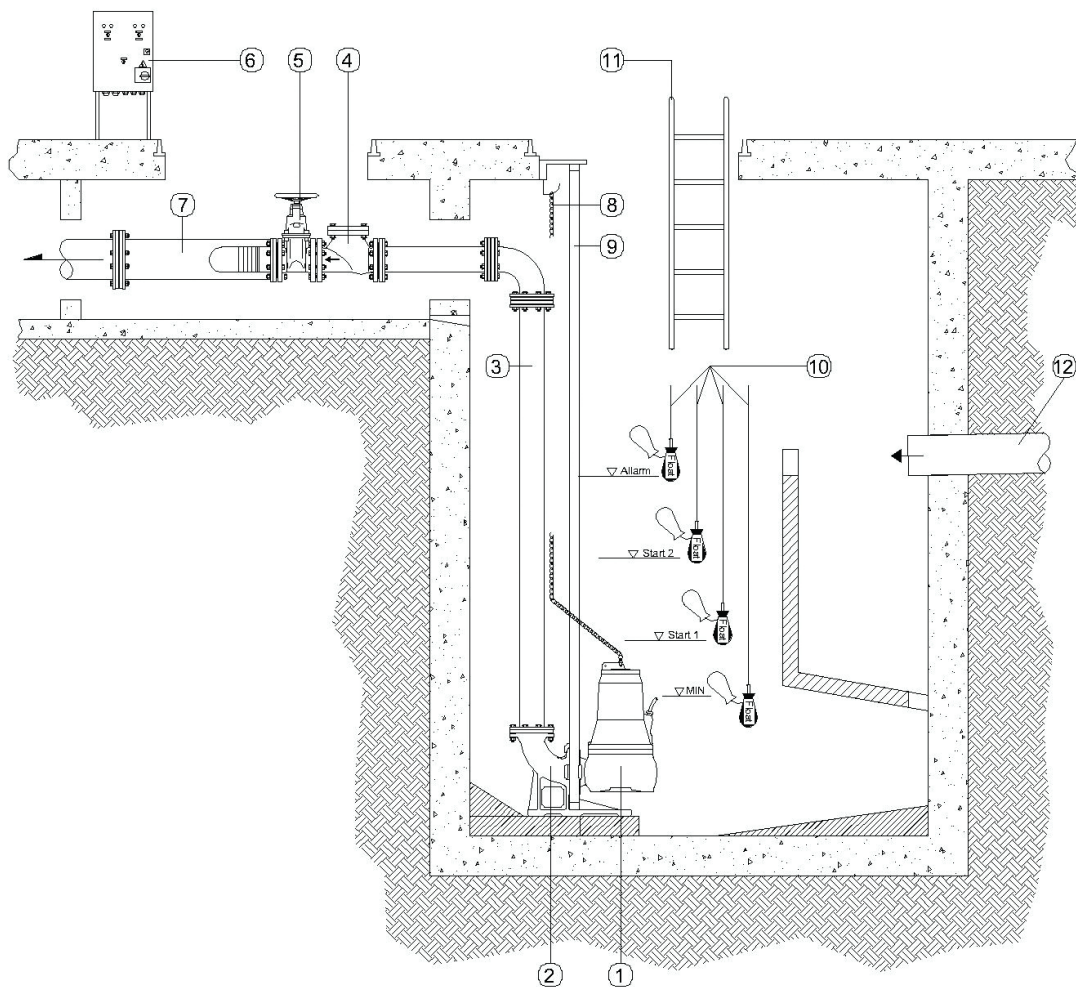
A	686	S1	540
B	409	S3	230
D	109		
DN1	80		
DN2	80		
ØC	336		
ØH	160		
ØM	200		

Receiver

From

Company
Reference
Address
Phone
Fax
E-mail

Installation example



- 1: SUBMERSIBLE PUMPS
- 2: BASE ELBOW
- 3: DISCHARGE PIPE
- 4: BALL CHECK VALVE
- 5: GATE VALVE
- 6: CONTROL PANEL
- 7: MANIFOLD
- 8: LIFTING CHAIN
- 9: DROP PIPE
- 10: LEVEL SWITCHES
- 11: SUMP INSPECTION LADDER
- 12: INTAKE PIPE

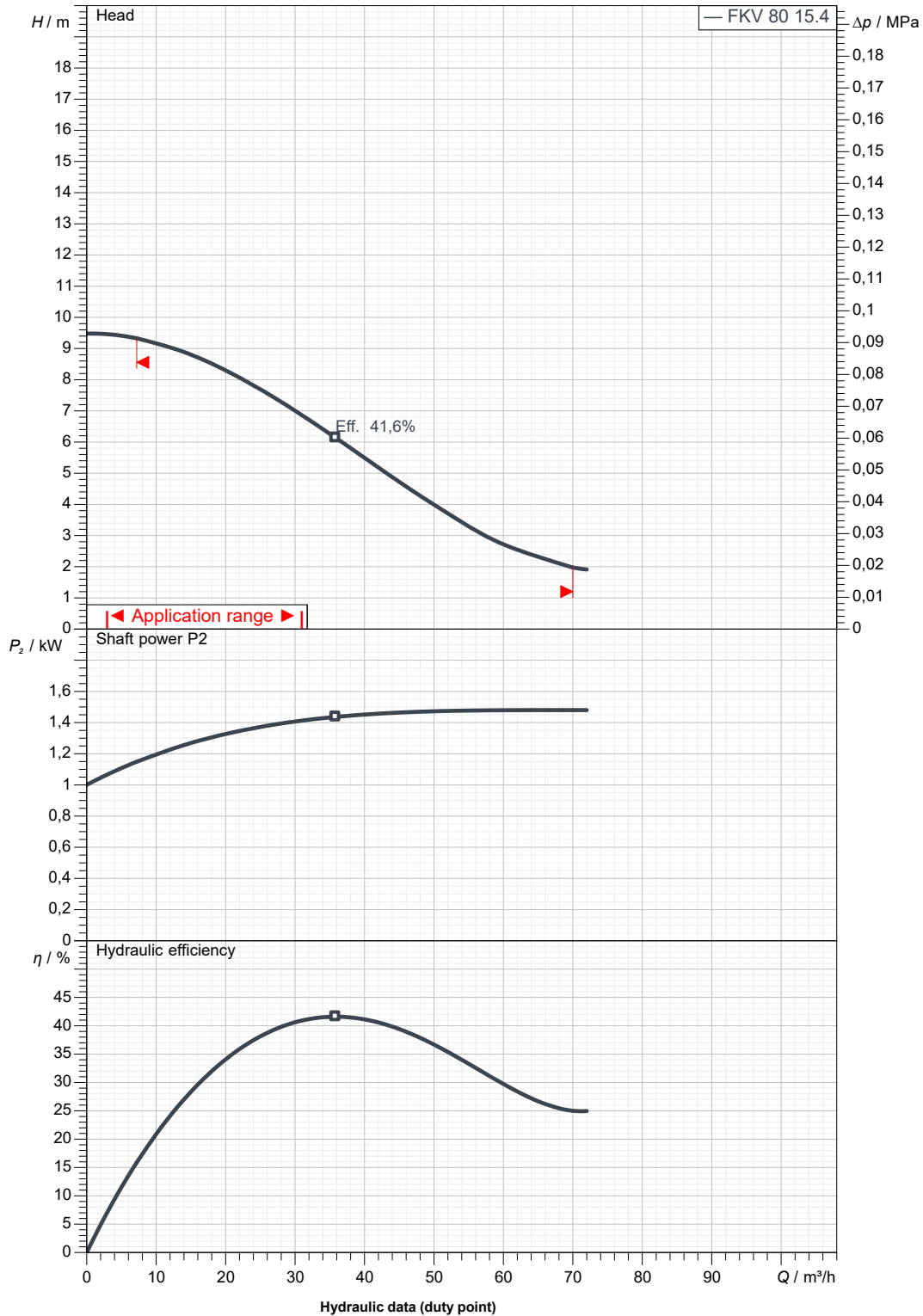
Receiver

From

 Company
 Reference
 Address
 Phone
 Fax
 E-mail

FKV 80 15.4 T5 400D

Curve tolerance according to ISO 9906


 Suction side :
 DN 80
 PN 16

 Discharge side :
 DN 80
 PN 16

Flow :

Head :

 Rated speed :
 1.450 1/min

MAIN_PROJECT_TITLE

BUSINESS_PROCESS_ID

OWNER_

ISSUE_DATE

2023-03-17



DIMENSIONAL DRAWING

DAB PUMPS S.p.A.
Via Marco Polo, 14 - 35035 Mestrino (PD), Italy
Tel. +39 049 5125000 - Fax +39 049 5125950
www.dabpumps.com

2023-03-17

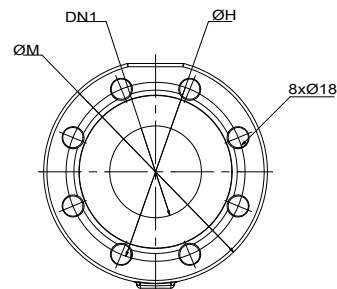
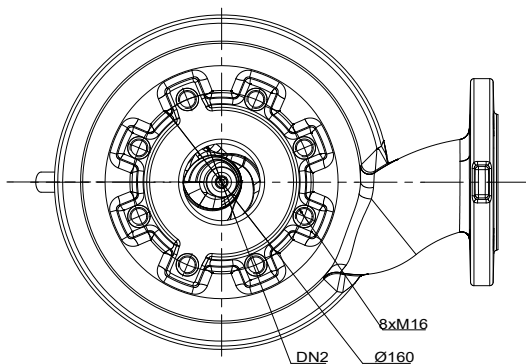
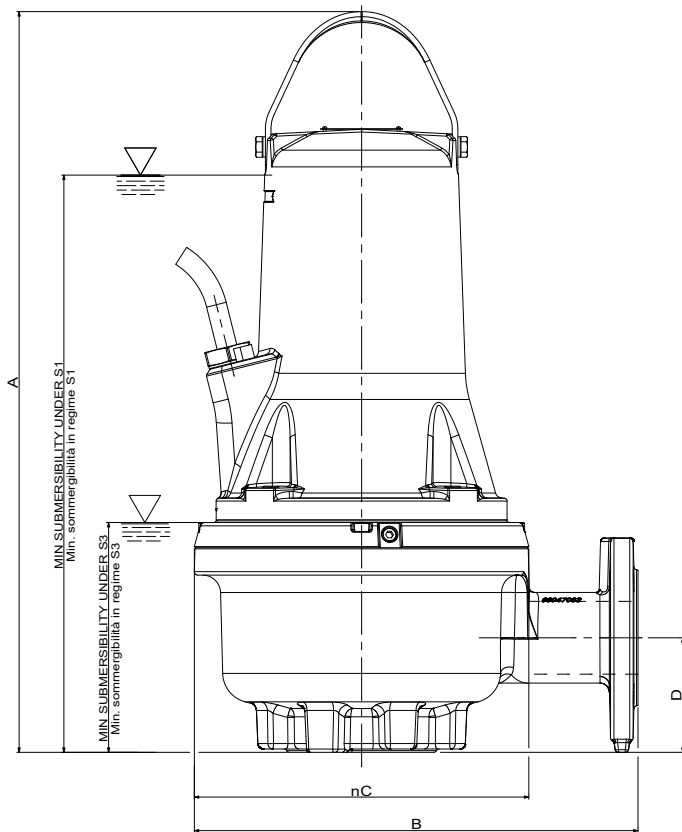
Page 4 / 4

Receiver

From

Company
Reference
Address
Phone
Fax
E-mail

FKV 80 15.4 T5 400D



DELIVERY FLANGE PN16
Flangia di mandata PN16

Dimensions in mm

Pump connection

1
2
3
4
5
6
7
8
9
10
11

A
B
D
DN1
DN2
ØC
ØH
ØM
S1
S3

686					
409					
109					
80					
80					
336					
160					
200					
540					
230					

Suction
DN 80
PN 16

Discharge
DN 80
PN 16

MAIN_PROJECT_TITLE

BUSINESS_PROCESS_ID

OWNER

ISSUE_DATE

2023-03-17