

The T-plus is specially designed to create perfect branches quickly and easily, whilst the system remains in operation. The design of the T-plus is unique and responds precisely to the requirements of installers and their customers. The combination of a plunger, striking pin and a trigger sets the new standard in the creation of branches for systems in operation. The new branching mechanism (the trigger) means perfect installation everywhere, everytime. Once the pin is removed, the charge ignites and the striking pin shoots straight forward. This makes a clean cut in the pipe creating the branch. This makes it possible to make branches even where there is little available space. There is no need to use a hammer any more.

#### Areas of application

- Central heating and cooling installations.
- Potable installations.
- Solar installations.
- Fire protection systems.
- Industrial applications such as compressed air systems.

There are two types of T-plus available: a cast-iron version for thick-walled steel pipes and a brass version for copper pipes, thin-walled steel tubes and stainless-steel pipes.

#### Advantages

- Saves installation time and costs.
- Create branches while the system is still in operation.
- Draining is not necessary, so no air and dirt can get into the system.
- A perfect branch every time due to the trigger.
- Easy to create a branch, even where space is restricted.
- Optimum pipe seal.
- Anti-corrosion coating.
- Single use (one shot) trigger mechanism. The trigger is included with the T-plus.

#### Technical Specifications

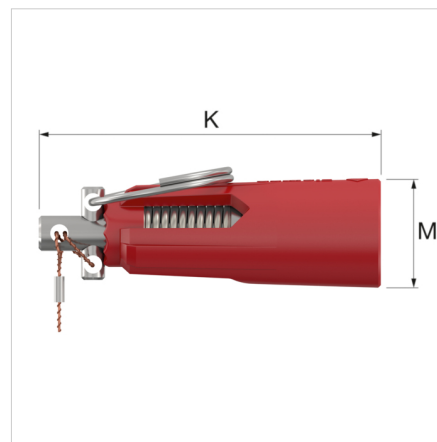

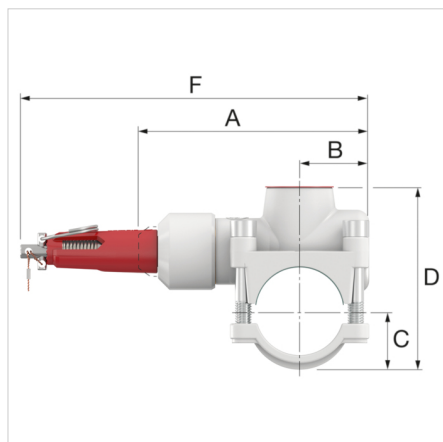
- Maximum permissible temperature: 130 °C.
- Maximum working pressure: 16 bar.

For thin-walled steel pipes (St33, St34, St35, St37), copper pipes (R290, R250) and SST pipes (1.4401, 1.4521):

- Thin-walled steel pipes according to NEN 1982, EN 10305 and DIN 2391.  
Material numbers: 1.0033 (St33), 1.0031, 1.0034 (St34), 1.0214, 1.0308 (St35), 1.0220, 1.0225, 1.0237 and 1.0261.
- Hard (R290) / semi-hard (R250) copper pipes according to EN 1057.
- Stainless steel pipes according to NEN 1982, EN 10312 and DIN 2391 made of AISI 316 (1.4401) and AISI 444 (1.4521).



Description	T-plus brass 42 x Rp $\frac{3}{4}$ "	
Order Code	90542	
GTIN	08712874905429	
Model	<u>T-plus Brass</u>	
Ø Pipe ext. dia. [mm]	42	
Branch connection	Rp $\frac{3}{4}$ "	
Suitable for	Thin-walled steel	✓
	Copper	✓
	SST	-
Max. permissible wall thickness	Thin-walled steel [mm]	1.50
	Copper [mm]	1.50
	SST [mm]	-
Torque [Nm]	10	



**T-plus Brass - Dimensions**

Type	Dimensions							
	A [mm]	B [mm]	C [mm]	D [mm]	E [mm]	F + 13 [mm]	K [mm]	M [mm]
T-plus 14 x G 1/2 M	75	17	13	48	35	141	66	21
T-plus 15 x G 1/2 M	75	17	13	51	35	141	66	21
T-plus 16 x G 1/2 M	75	17	12	46	35	141	66	21
T-plus 18 x G 1/2 M	88	24	14	51	40	154	66	21
T-plus 22 x G 1/2 M	88	24	15	58	40	154	66	21
T-plus 28 x Rp 3/4	105	29	22	76	57	171	66	21
T-plus 35 x Rp 3/4	108	30	25	82	56	174	66	21
T-plus 42 x Rp 3/4	115	35	29	89	63	181	66	21

**Classification General Data**

Etim Group	Fittings, flanges and connectors
Etim Class	Broaching saddle
Product Name	T-plus brass 42 x Rp 3/4"
Brand	Flamco
Product Type	42x3/4"x42
Artikelnummer	90542

**Attributes**

Material	Brass
Surface protection	Lacquered
Suitable for pipe diameter	Other
Suitable for corrugated pipe	No
High tensile strength	No
Undrilled	No
With cutter	Yes
With blocking function	No
Nominal diameter	3/4 inch (20)
KIWA certified	Yes
Outer pipe diameter	26.9 Millimetre
Gastec QA	No
Connection	Internal thread cylindrical BSPT-Rp (ISO 7-1 / EN 10226-1)
Permitted by NCP	No
FM quality mark	No
UL quality mark	No
Number of scales	2
ULC quality mark	No
Min. medium temperature (continuous)	-10 Degrees celsius
VdS quality mark	No
Max. medium temperature (continuous)	130 Degrees celsius
LPCB quality mark	No
Width	63 Millimetre

**Find more information online:**

[Installation and operating instruction](#)

[EU Declaration of Conformity](#)

[Zertifikat KIWA](#)

[Zertifikat WRAS](#)

[Zertifikat SINTEF](#)

[Zertifikat SVGW](#)

[UKCA Declaration of Conformity](#)

[Export catalogue](#)

[T-plus Brochure](#)

[Packaging data](#)

[T-plus \(ball valve version\)](#)

[T-plus \(ball valve version\)](#)

[T-plus](#)

[T-plus](#)

[T-plus \(install video\)](#)

[T-plus \(install video\)](#)

Fort Blauwkapel 1  
1358 DB, Almere - nl

T +31 (0)36 52 62 300  
E [info@aalberts-hfc.com](mailto:info@aalberts-hfc.com)  
I [flamcogroup.com](http://flamcogroup.com)