

**Qty. Description**

1 TP 150-70/6 A-F-A-BQQE-JX5



**Note! Product picture may differ from actual product**

Product No.: [96109994](#)

Single-stage, close-coupled, volute pump with in-line suction and discharge ports of identical diameter.

The pump is of the top-pull-out design, i.e. the power head (motor, pump head and impeller) can be removed for maintenance or service while the pump housing remains in the pipework.

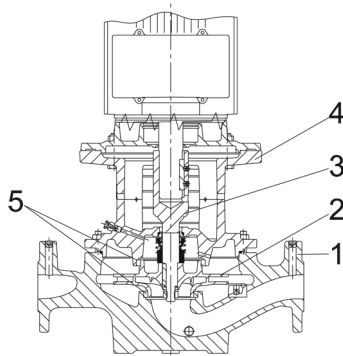
The pump is fitted with an unbalanced rubber bellows seal.

The shaft seal is according to EN 12756. Pipework connection is via PN 16 DIN flanges (EN 1092-2 and ISO 7005-2).

The pump is fitted with a fan-cooled asynchronous motor.

Cast-iron parts have an epoxy-based coating made in a cathodic electro-deposition (CED) process. CED is a high-quality dip-painting process where an electrical field around the products ensures deposition of paint particles as a thin, well-controlled layer on the surface.

## Pump



1: Pump housing

2: Impeller

3: Stub shaft

4: Pump head/motor stool

5: Wear rings

The pump housing is provided with a replaceable brass neck ring to reduce the amount of liquid running from the outlet side of the impeller to the inlet side.

The impeller is secured to the shaft with a nut.

The pump is fitted with an unbalanced rubber bellows seal with torque transmission across the spring and around the bellows. Due to the bellows, the seal does not wear the shaft, and the axial movement is not prevented by deposits on the shaft.

Seal faces:

- Rotating seal ring material: silicon carbide (SiC)
- Stationary seat material: silicon carbide (SiC)

This material pairing is used where higher corrosion resistance is required. The high hardness of this material pairing offers good resistance against abrasive particles.

Secondary seal material: EPDM (ethylene-propylene rubber)

EPDM has excellent resistance to hot water. EPDM is not suitable for mineral oils.

A circulation of liquid through the duct of the air vent screw ensures lubrication and cooling of the shaft seal.

**Qty. Description**

1 The flanges have tappings for mounting of pressure gauges.  
 The motor stool forms connection between the pump housing and the motor, and is equipped with a manual air vent screw for venting of the pump housing and the shaft seal chamber. The sealing between motor stool and pump housing is an O-ring.  
 The central part of the motor stool is provided with guards for protection against the shaft and coupling. The pump shaft is fastened directly on the motor shaft with key and set screws.

**Motor**  
 The motor is a totally enclosed, fan-cooled motor with principal dimensions to IEC and DIN standards. Electrical tolerances comply with IEC 60034.  
 The motor is flange-mounted with free-hole flange (FF).  
 Motor-mounting designation in accordance with IEC 60034-7: IM B 5, IM V 1 (Code I) / IM 3001, IM 3011 (Code II).  
 The motor efficiency is classified as IE3 in accordance with IEC 60034-30-1.  
 The motor has thermistors (PTC sensors) in the windings in accordance with DIN 44081/DIN 44082. The protection reacts to both slow- and quick-rising temperatures, e.g. constant overload and stalled conditions.  
 Thermal switches must be connected to an external control circuit in a way which ensures that the automatic reset cannot cause accidents. The motors must be connected to a motor-protective circuit breaker according to local regulations.  
 The motor can be connected to a variable speed drive for adjustment of pump performance to any duty point. Grundfos CUE offers a range of variable speed drives. Please find more information in Grundfos Product Center.

**Further product details**

Cast-iron parts have an epoxy-based coating made in a cathodic electro-deposition (CED) process. CED is a high-quality dip-painting process where an electrical field around the products ensures deposition of paint particles as a thin, well-controlled layer on the surface.

**Technical data**

Controls:  
 Frequency converter: NONE

Liquid:  
 Pumped liquid: Water  
 Liquid temperature range: -25 .. 120 °C  
 Selected liquid temperature: 20 °C  
 Density: 998.2 kg/m<sup>3</sup>

Technical:  
 Pump speed on which pump data are based: 975 rpm  
 Rated flow: 147 m<sup>3</sup>/h  
 Rated head: 5.4 m  
 Actual impeller diameter: 218 mm  
 Code for shaft seal: BQQE  
 Curve tolerance: ISO9906:2012 3B2

Materials:  
 Pump housing: Cast iron  
 EN-GJL-250  
 ASTM class 35  
 Impeller: Cast iron  
 EN-GJL-200  
 ASTM class 30

Installation:  
 Range of ambient temperature: -20 .. 55 °C  
 Maximum operating pressure: 16 bar  
 Max pressure at stated temp: 16 bar / 120 °C

Qty.	Description
1	<p>Type of connection: DIN            Size of connection: DN 150            Pressure rating for connection: PN 16            Port-to-port length: 800 mm            Flange size for motor: FF265</p> <p>Electrical data:            Motor type: SIEMENS            IE Efficiency class: IE3            Rated power - P2: 3 kW            Mains frequency: 50 Hz            Rated voltage: 3 x 380-420D/660-725Y V            Rated current: 6.9/4 A            Starting current: 660-660 %            Cos phi - power factor: 0.73            Rated speed: 975 rpm            Efficiency: IE3 85,6%            Motor efficiency at full load: 85.6-85.6 %            Motor efficiency at 3/4 load: 85.8-85.8 %            Motor efficiency at 1/2 load: 84.3-84.3 %            Number of poles: 6            Enclosure class (IEC 34-5): IP55            Insulation class (IEC 85): F            Motor No: 83W15210</p> <p>Others:            Minimum efficiency index, MEI ≥: 0.62            Net weight: 262 kg            Gross weight: 299 kg            Shipping volume: 0.743 m<sup>3</sup>            Finnish LVI No.: 4616148            Country of origin: HU            Custom tariff no.: 84137051</p>



Company name:

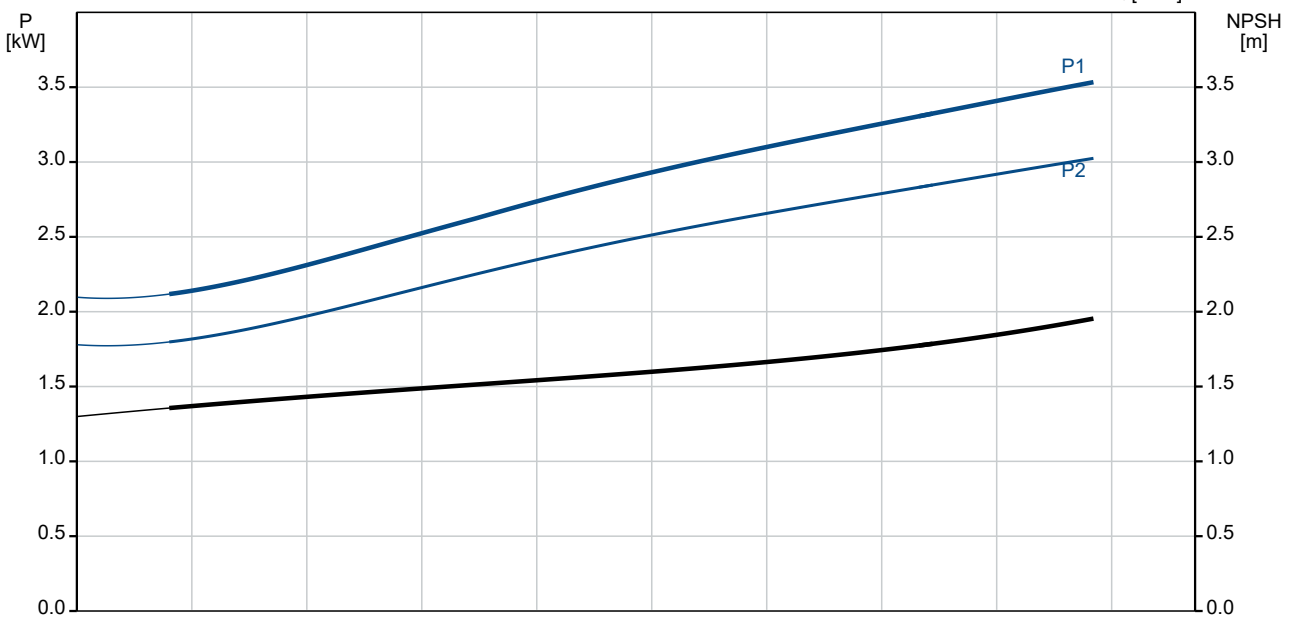
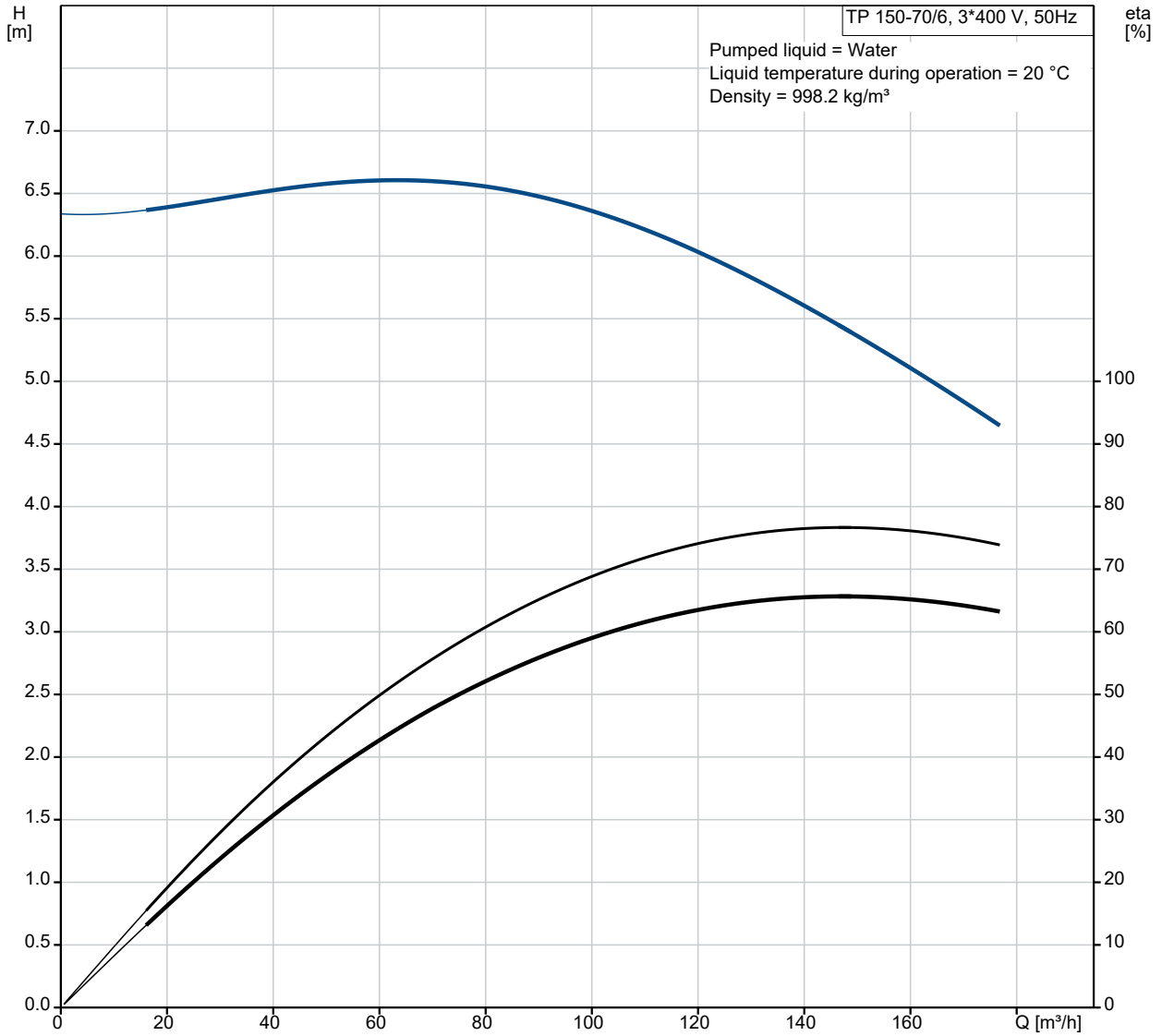
Created by:

Phone:

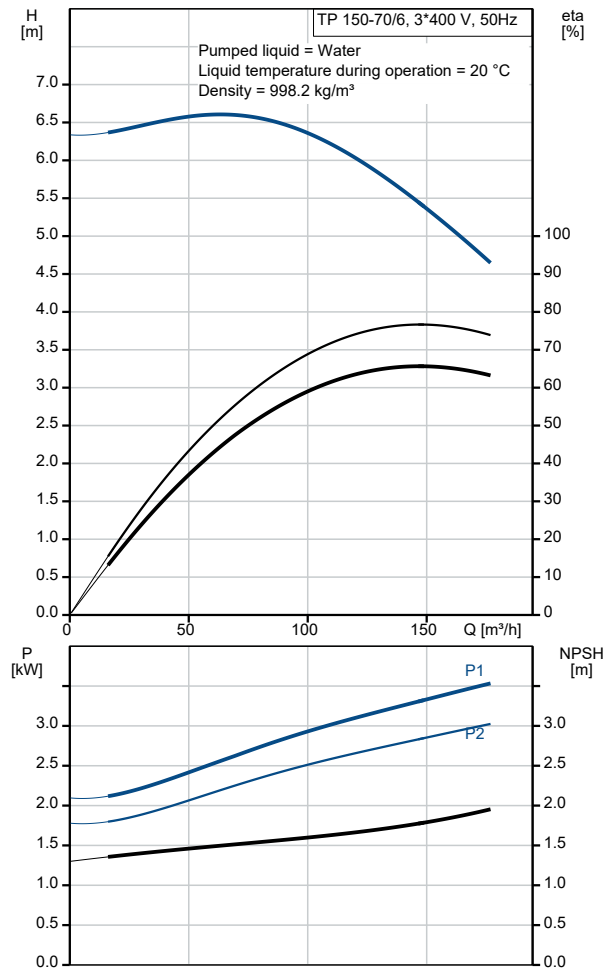
Date:

08/08/2022

### 96109994 TP 150-70/6 A-F-A-BQQE-JX5 50 Hz



Description	Value
<b>General information:</b>	
Product name:	TP 150-70/6 A-F-A-BQQE-JX5
Product No:	96109994
EAN number:	5700396989792
<b>Technical:</b>	
Pump speed on which pump data are based:	975 rpm
Rated flow:	147 m <sup>3</sup> /h
Rated head:	5.4 m
Maximum head:	70 dm
Actual impeller diameter:	218 mm
Code for shaft seal:	BQQE
Curve tolerance:	ISO9906:2012 3B2
Pump version:	A
<b>Materials:</b>	
Pump housing:	Cast iron
Pump housing:	EN-GJL-250
Pump housing:	ASTM class 35
Impeller:	Cast iron
Impeller:	EN-GJL-200
Impeller:	ASTM class 30
Material code:	A
<b>Installation:</b>	
Range of ambient temperature:	-20 .. 55 °C
Maximum operating pressure:	16 bar
Max pressure at stated temp:	16 bar / 120 °C
Type of connection:	DIN
Size of connection:	DN 150
Pressure rating for connection:	PN 16
Port-to-port length:	800 mm
Flange size for motor:	FF265
Connect code:	F
<b>Liquid:</b>	
Pumped liquid:	Water
Liquid temperature range:	-25 .. 120 °C
Selected liquid temperature:	20 °C
Density:	998.2 kg/m <sup>3</sup>
<b>Electrical data:</b>	
Motor type:	SIEMENS
IE Efficiency class:	IE3
Rated power - P2:	3 kW
Mains frequency:	50 Hz
Rated voltage:	3 x 380-420D/660-725Y V
Rated current:	6.9/4 A
Starting current:	660-660 %
Cos phi - power factor:	0.73
Rated speed:	975 rpm
Efficiency:	IE3 85,6%
Motor efficiency at full load:	85.6-85.6 %
Motor efficiency at 3/4 load:	85.8-85.8 %
Motor efficiency at 1/2 load:	84.3-84.3 %
Number of poles:	6
Enclosure class (IEC 34-5):	IP55
Insulation class (IEC 85):	F
Built-in motor protection:	PTC
Motor No:	83W15210
<b>Controls:</b>	





Company name:

Created by:

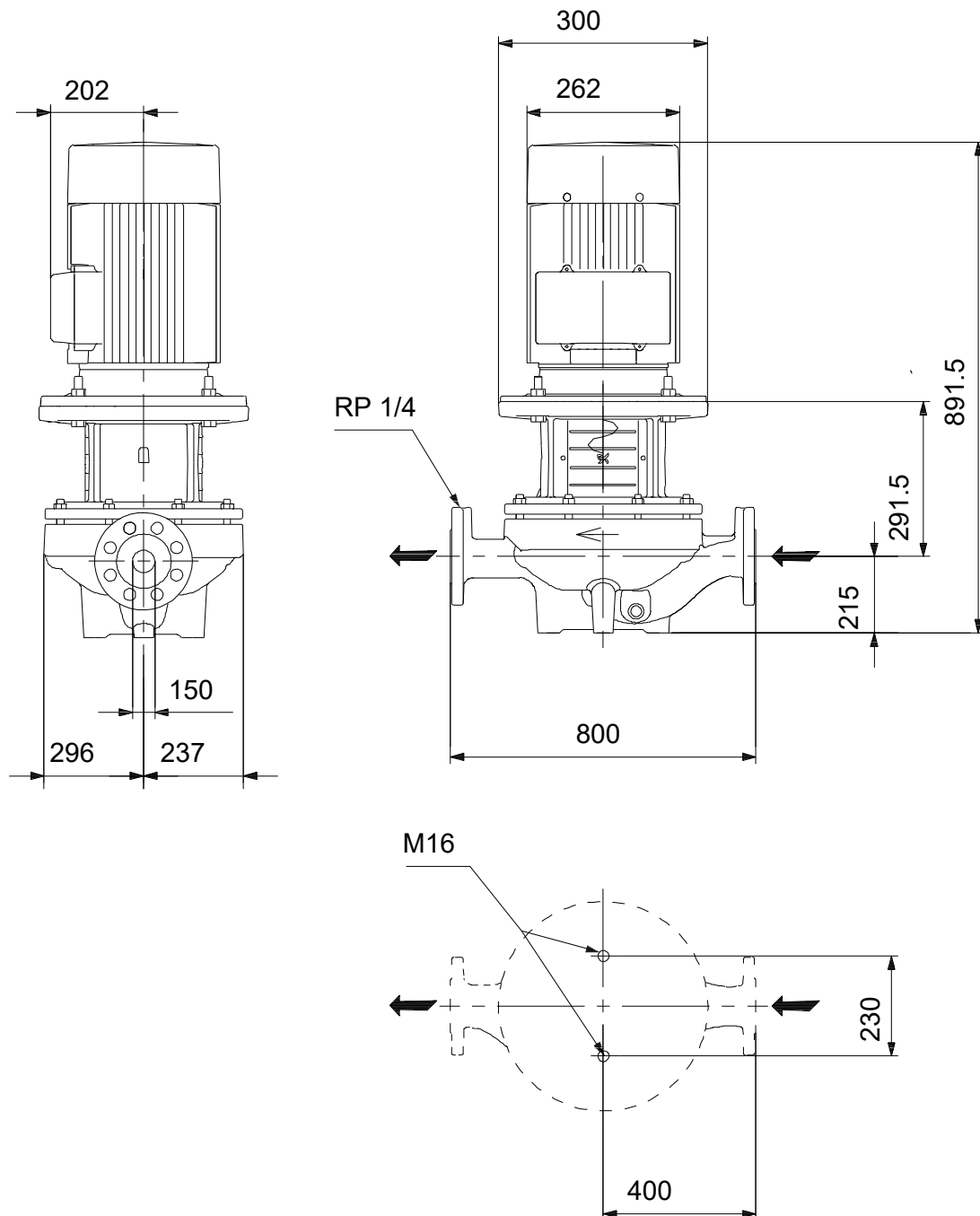
Phone:

Date:

08/08/2022

Description	Value
Frequency converter:	NONE
<b>Others:</b>	
Minimum efficiency index, MEI ≥:	0.62
Net weight:	262 kg
Gross weight:	299 kg
Shipping volume:	0.743 m <sup>3</sup>
Finnish LVI No.:	4616148
Country of origin:	HU
Custom tariff no.:	84137051

## 96109994 TP 150-70/6 A-F-A-BQQE-JX5 50 Hz



Note! All units are in [mm] unless others are stated.  
Disclaimer: This simplified dimensional drawing does not show all details.

## 96109994 TP 150-70/6 A-F-A-BQQE-JX5 50 Hz



IEC TP211 THERMALLY PROTECTED WHEN THE THERMISTORS ARE  
CONNECTED TO AMPLIFIER RELAY FOR CONTROL OF MAIN SUPPLY  
THERMISTORS PTC ACCORDING TO DIN 44082

Note! All units are in [mm] unless others are stated.