

Qty. Description

1 CRN 1S-12 A-FGJ-H-E-HQQE



Note! Product picture may differ from actual product

Product No.: [96531240](#)

Vertical, multistage centrifugal pump with inlet and outlet ports on same the level (inline). Pump materials in contact with the liquid are in high-grade stainless steel. Power transmission is via a rigid split coupling. Pipe connection is via combined DIN-ANSI-JIS flanges.

The pump is fitted with a 3-phase, fan-cooled asynchronous motor.

### Further product details

Steel, cast iron and aluminium components have an epoxy-based coating made in a cathodic electro-deposition (CED) process.

CED is a high-quality dip-painting process where an electrical field around the products ensures deposition of paint particles as a thin, well-controlled layer on the surface.

An integral part of the process is a pretreatment.

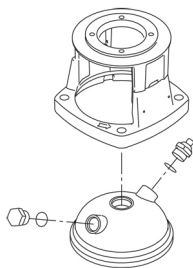
The entire process consists of these elements:

- 1) Alkaline-based cleaning.
- 2) Zinc phosphating.
- 3) Cathodic electro-deposition.
- 4) Curing to a dry film thickness 18-22 my m.

The colour code for the finished product is NCS 9000/RAL 9005.

### Pump

The pump head and flange for motor mounting is made in one piece (cast iron). The pump head cover is a separate component (stainless steel). The pump head has a combined 1/2" priming plug and vent screw.



The pump is fitted with a balanced O-ring seal unit with a rigid torque-transmission system.

This seal type is assembled in a cartridge unit which makes replacement safe and easy.

Due to the balancing, this seal type is suitable for high-pressure applications.

The cartridge construction also protects the pump shaft from possible wear from a dynamic O-ring between pump shaft and shaft seal.

Seal faces:

- Rotating seal ring material: silicon carbide (SiC)
- Stationary seat material: silicon carbide (SiC)

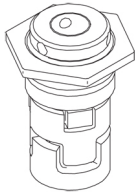
This material pairing is used where higher corrosion resistance is required. The high hardness of this material pairing offers good resistance against abrasive particles.

Secondary seal material: EPDM (ethylene-propylene rubber)

EPDM has excellent resistance to hot water. EPDM is not suitable for mineral oils.

**Qty. Description**

1



The shaft seal is screwed into the pump head.

The pump has a stainless-steel base mounted on a separate base plate.  
 This base and base plate are kept in position by the tension of the staybolts which hold the pump together.  
 The outlet side of the base has a combined drain plug and bypass valve.  
 The pump is secured to the foundation by four bolts through the base plate.  
 The flanges and base are cast in one piece and prepared for connection by means of DIN, ANSI or JIS.

**Motor**

The motor is a totally enclosed, fan-cooled motor with principal dimensions to IEC and DIN standards. The motor is flange-mounted with tapped-hole flange (FT).  
 Motor-mounting designation in accordance with IEC 60034-7: IM B 14 (Code I) / IM 3601 (Code II).  
 Electrical tolerances comply with IEC 60034.  
 The motor efficiency is classified as IE3 in accordance with IEC 60034-30-1.  
 The motor does not incorporate motor protection and must be connected to a motor-protective circuit breaker which can be manually reset. The motor-protective circuit breaker must be set according to the rated current of the motor (I1/1).

**Technical data**

Liquid:  
 Pumped liquid: Water  
 Liquid temperature range: -20 .. 120 °C  
 Selected liquid temperature: 20 °C  
 Density: 998.2 kg/m<sup>3</sup>

Technical:  
 Pump speed on which pump data are based: 2873 rpm  
 Rated flow: 0.9 m<sup>3</sup>/h  
 Rated head: 47 m  
 Pump orientation: Vertical  
 Shaft seal arrangement: Single  
 Code for shaft seal: HQQE  
 Approvals: CE,EAC,UKCA,SEPRO  
 Approvals for drinking water: WRAS,ACS  
 Curve tolerance: ISO9906:2012 3B

Materials:  
 Base: Stainless steel  
           EN 1.4408  
           AISI 316  
 Impeller: Stainless steel  
           EN 1.4401  
           AISI 316  
 Bearing: SIC

Installation:  
 t max amb: 60 °C  
 Maximum operating pressure: 25 bar  
 Max pressure at stated temp: 25 bar / 120 °C  
   25 bar / -20 °C  
 Type of connection: DIN / ANSI / JIS

Qty.	Description
1	<p>Size of inlet connection: DN 25/32            Size of outlet connection: DN 25/32            Pressure rating for connection: PN 25            Flange rating inlet: 300 lb            Flange size for motor: FT85</p> <p>Electrical data:            Motor standard: IEC            Motor type: 71A            IE Efficiency class: IE3            Rated power - P2: 0.37 kW            Power (P2) required by pump: 0.37 kW            Mains frequency: 50 Hz            Rated voltage: 3 x 220-240D/380-415Y V            Rated current: 1.74/1.00 A            Starting current: 490-530 %            Cos phi - power factor: 0.80-0.70            Rated speed: 2850-2880 rpm            Efficiency: IE3 73,8%            Motor efficiency at full load: 73.8 %            Motor efficiency at 3/4 load: 79.0 %            Motor efficiency at 1/2 load: 75.5 %            Number of poles: 2            Enclosure class (IEC 34-5): 55 Dust/Jetting            Insulation class (IEC 85): F            Motor No: 85805102</p> <p>Controls:            Frequency converter: NONE</p> <p>Others:            Minimum efficiency index, MEI ≥: 0.54            Net weight: 22.5 kg            Gross weight: 25.3 kg            Shipping volume: 0.074 m<sup>3</sup></p>



Company name:

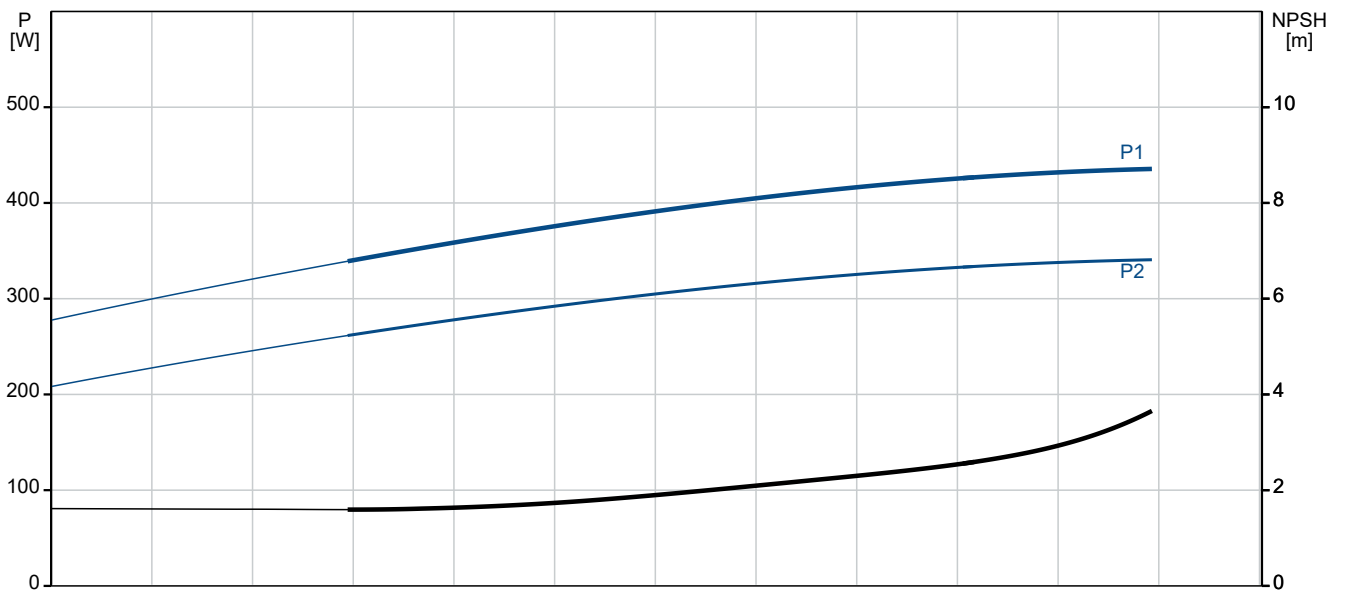
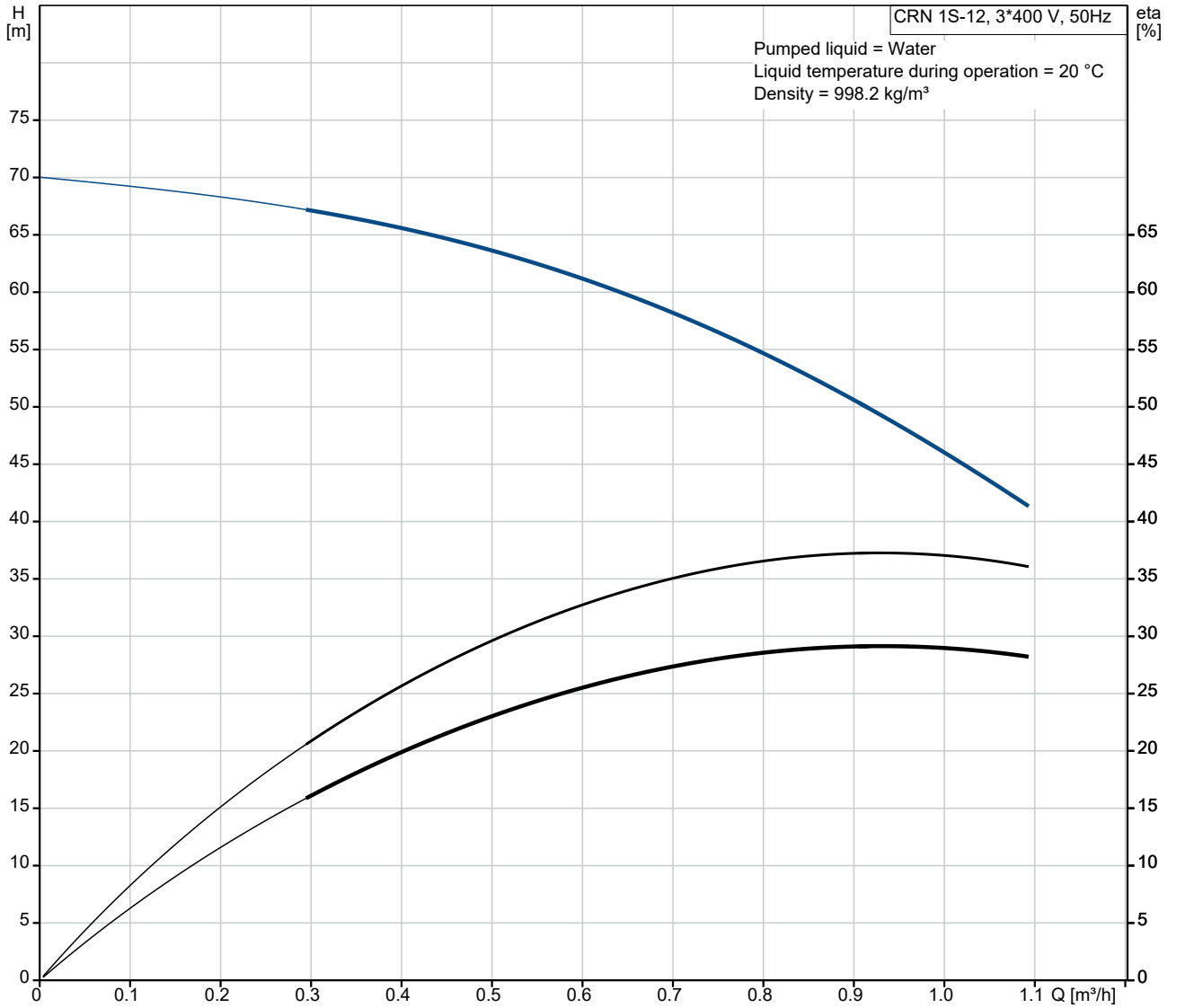
Created by:

Phone:

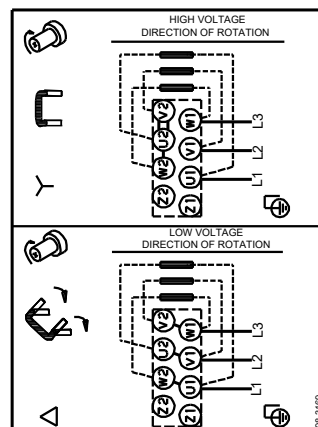
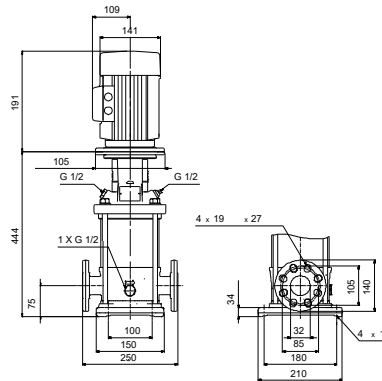
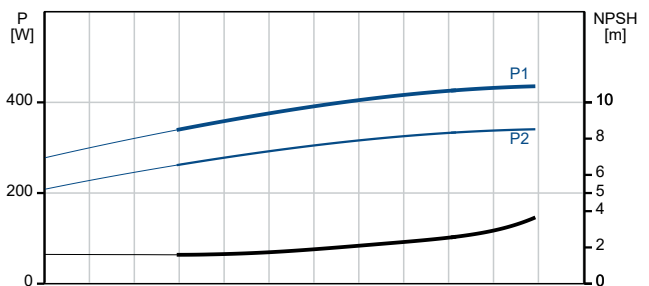
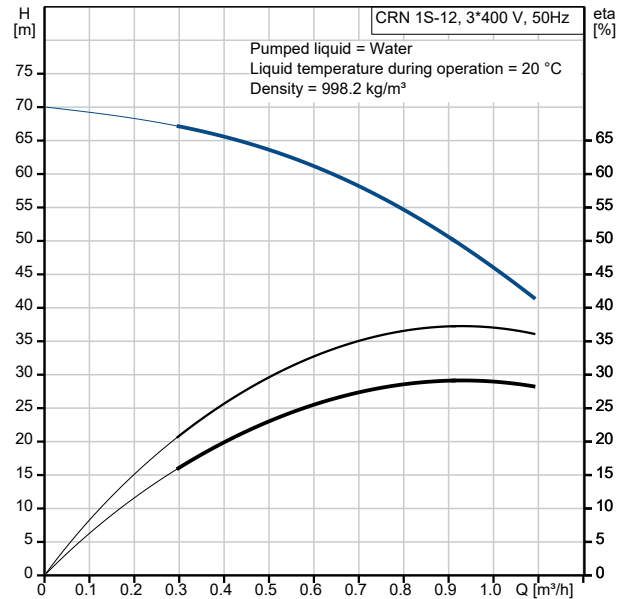
Date:

30/11/2022

### 96531240 CRN 1S-12 A-FGJ-H-E-HQQE 50 Hz



Description	Value
<b>General information:</b>	
Product name:	CRN 1S-12 A-FGJ-H-E-HQQE
Product No:	96531240
EAN number:	5700397252499
<b>Technical:</b>	
Pump speed on which pump data are based:	2873 rpm
Rated flow:	0.9 m <sup>3</sup> /h
Rated head:	47 m
Maximum head:	70.1 m
Stages:	12
Impellers:	12
Number of reduced-diameter impellers:	0
<b>Materials:</b>	
Low NPSH:	N
Pump orientation:	Vertical
Shaft seal arrangement:	Single
Code for shaft seal:	HQQE
Approvals:	CE,EAC,UKCA,SEPRO
Approvals for drinking water:	WRAS,ACS
Curve tolerance:	ISO9906:2012 3B
Pump version:	A
Model:	A
<b>Installation:</b>	
t max amb:	60 °C
Maximum operating pressure:	25 bar
Max pressure at stated temp:	25 bar / 120 °C
Max pressure at stated temp:	25 bar / -20 °C
Type of connection:	DIN / ANSI / JIS
Size of inlet connection:	DN 25/32
Size of outlet connection:	DN 25/32
Pressure rating for connection:	PN 25
Flange rating inlet:	300 lb
Flange size for motor:	FT85
Connect code:	FGJ
<b>Liquid:</b>	
Pumped liquid:	Water
Liquid temperature range:	-20 .. 120 °C
Selected liquid temperature:	20 °C
Density:	998.2 kg/m <sup>3</sup>
<b>Electrical data:</b>	
Motor standard:	IEC
Motor type:	71A
IE Efficiency class:	IE3
Rated power - P2:	0.37 kW
Power (P2) required by pump:	0.37 kW
Mains frequency:	50 Hz





Company name:

Created by:

Phone:

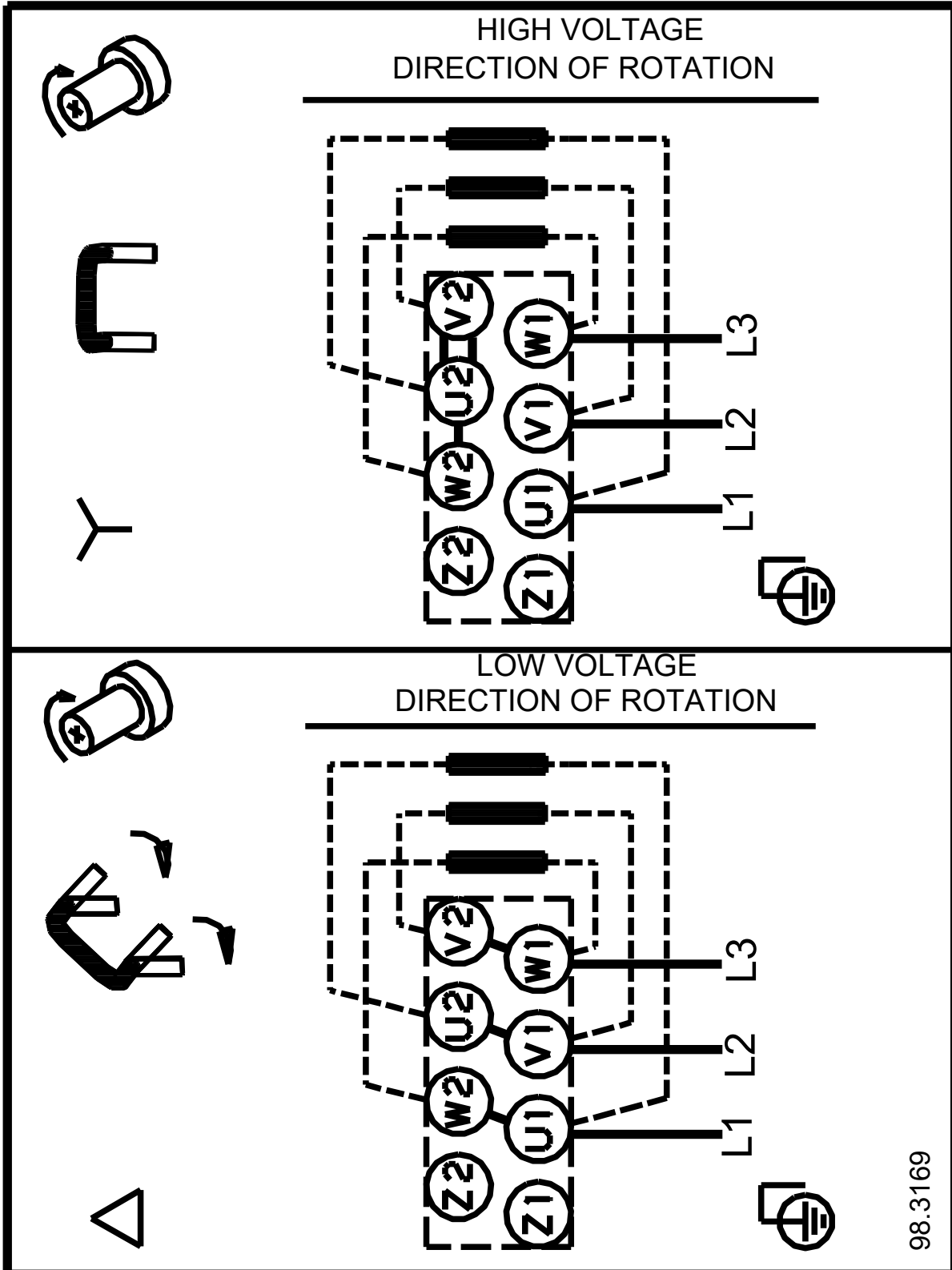
Date:

30/11/2022

Description	Value
Rated voltage:	3 x 220-240D/380-415Y V
Rated current:	1.74/1.00 A
Starting current:	490-530 %
Cos phi - power factor:	0.80-0.70
Rated speed:	2850-2880 rpm
Efficiency:	IE3 73,8%
Motor efficiency at full load:	73.8 %
Motor efficiency at 3/4 load:	79.0 %
Motor efficiency at 1/2 load:	75.5 %
Number of poles:	2
Enclosure class (IEC 34-5):	55 Dust/Jetting
Insulation class (IEC 85):	F
Built-in motor protection:	NONE
Motor No:	85805102
<b>Controls:</b>	
Frequency converter:	NONE
<b>Others:</b>	
Minimum efficiency index, MEI ≥:	0.54
Net weight:	22.5 kg
Gross weight:	25.3 kg
Shipping volume:	0.074 m <sup>3</sup>
Sales region:	Great Britain



**96531240 CRN 1S-12 A-FGJ-H-E-HQQE 50 Hz**



98.3169

Note! All units are in [mm] unless others are stated.

