

Qty. Description

1 TP 32-80/2 A-O-A-BQQE-CX1



Note! Product picture may differ from actual product

Product No.: [98282166](#)

Single-stage, close-coupled, volute pump with in-line suction and discharge ports of identical diameter.

The pump is of the top-pull-out design, i.e. the power head (motor, pump head and impeller) can be removed for maintenance or service while the pump housing remains in the pipework.

The pump is fitted with an unbalanced rubber bellows seal.

The shaft seal is according to EN 12756. The pump is fitted with a fan-cooled asynchronous motor.

The product's minimum efficiency index (MEI) is greater or equal to 0.70. This is by the Commission Regulation (EU) considered as an indicative benchmark for best-performing water pump available on the market as from 1 January 2013.

Cast-iron parts have an epoxy-based coating made in a cathodic electro-deposition (CED) process. CED is a high-quality dip-painting process where an electrical field around the products ensures deposition of paint particles as a thin, well-controlled layer on the surface.

## Pump

The pump housing is provided with a replaceable stainless steel/PTFE neck ring to reduce the amount of liquid running from the discharge side of the impeller to the suction side.

The impeller is secured with a split cone pressed onto the shaft.

The pump is fitted with an unbalanced rubber bellows seal with torque transmission across the spring and around the bellows. Due to the bellows, the seal does not wear the shaft, and the axial movement is not prevented by deposits on the shaft.

Seal faces:

- Rotating seal ring material: silicon carbide (SiC)
- Stationary seat material: silicon carbide (SiC)

This material pairing is used where higher corrosion resistance is required. The high hardness of this material pairing offers good resistance against abrasive particles.

Secondary seal material: EPDM (ethylene-propylene rubber)

EPDM has excellent resistance to hot water. EPDM is not suitable for mineral oils.

A circulation of liquid through the duct of the air vent screw ensures lubrication and cooling of the shaft seal.

The motor stool forms connection between the pump housing and the motor, and is equipped with a manual air vent screw for venting of the pump housing and the shaft seal chamber. The sealing between motor stool and pump housing is an O-ring or a flat gasket.

The central part of the motor stool is provided with guards for protection against the shaft and coupling. Motor and pump shaft are connected via a shell coupling.

## Motor

The motor is a totally enclosed, fan-cooled motor with principal dimensions to IEC and DIN standards. Electrical tolerances comply with IEC 60034.

The motor is flange-mounted with tapped-hole flange (FT).

Motor-mounting designation in accordance with IEC 60034-7: IM B 14, IM V 18 (Code I) / IM 3601, IM 3611 (Code II).

The motor efficiency is classified as IE2 in accordance with IEC 60034-30.

The motor does not incorporate motor protection and must be connected to a motor-protective circuit breaker which can be manually reset. The motor-protective circuit breaker must be set according to the rated current of the motor (I1/1).

## Further product details

**Qty. Description**

1 Cast-iron parts have an epoxy-based coating made in a cathodic electro-deposition (CED) process. CED is a high-quality dip-painting process where an electrical field around the products ensures deposition of paint particles as a thin, well-controlled layer on the surface.

**Technical data**

**Controls:**

Frequency converter: NONE

**Liquid:**

Pumped liquid: Water  
 Liquid temperature range: -25 .. 120 °C  
 Selected liquid temperature: 20 °C  
 Density: 998.2 kg/m<sup>3</sup>

**Technical:**

Pump speed on which pump data are based: 2830 rpm  
 Rated flow: 7.71 m<sup>3</sup>/h  
 Rated head: 5.51 m  
 Actual impeller diameter: 79 mm  
 Code for shaft seal: BQQE  
 Curve tolerance: ISO9906:2012 3B2

**Materials:**

Pump housing: Cast iron  
 EN-GJL-150  
 ASTM class 25  
 Impeller: Composite  
 PES+30% GF

**Installation:**

Range of ambient temperature: -20 .. 40 °C  
 Maximum operating pressure: 10 bar  
 Max pressure at stated temp: 10 bar / 120 °C  
 Type of connection: G  
 Size of connection: DN 32  
 Pressure rating for connection: PN 10  
 Port-to-port length: 180 mm  
 Flange size for motor: FT75

**Electrical data:**

Motor type: SIEMENS  
 IE Efficiency class: IE2  
 Rated power - P2: 0.25 kW  
 Mains frequency: 50 Hz  
 Rated voltage: 3 x 220-240/380-415 V  
 Rated current: 1,2-1,2/0,69-0,69 A  
 Starting current: 410-410 %  
 Cos phi - power factor: 0.81  
 Rated speed: 2835 rpm  
 Efficiency: IE2 64,8%  
 Motor efficiency at full load: 64.8-64.8 %  
 Motor efficiency at 3/4 load: 63.5-63.5 %  
 Motor efficiency at 1/2 load: 57.3-57.3 %  
 Number of poles: 2  
 Enclosure class (IEC 34-5): IP55  
 Insulation class (IEC 85): F  
 Motor No: 99995095



Company name:

Created by:

Phone:

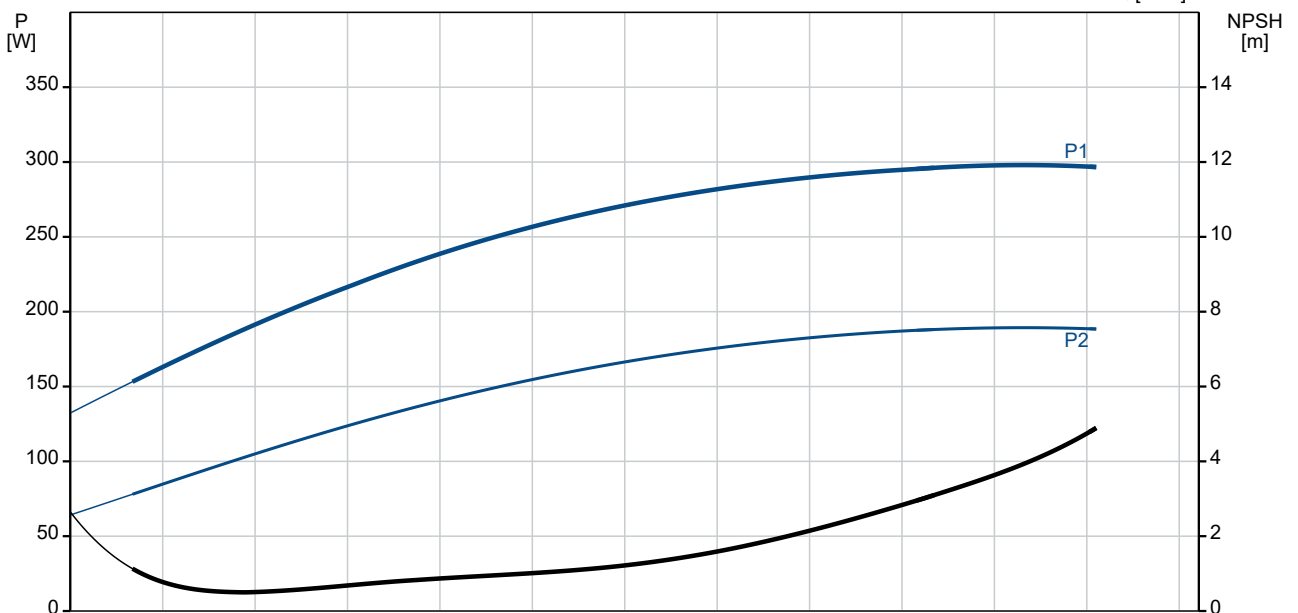
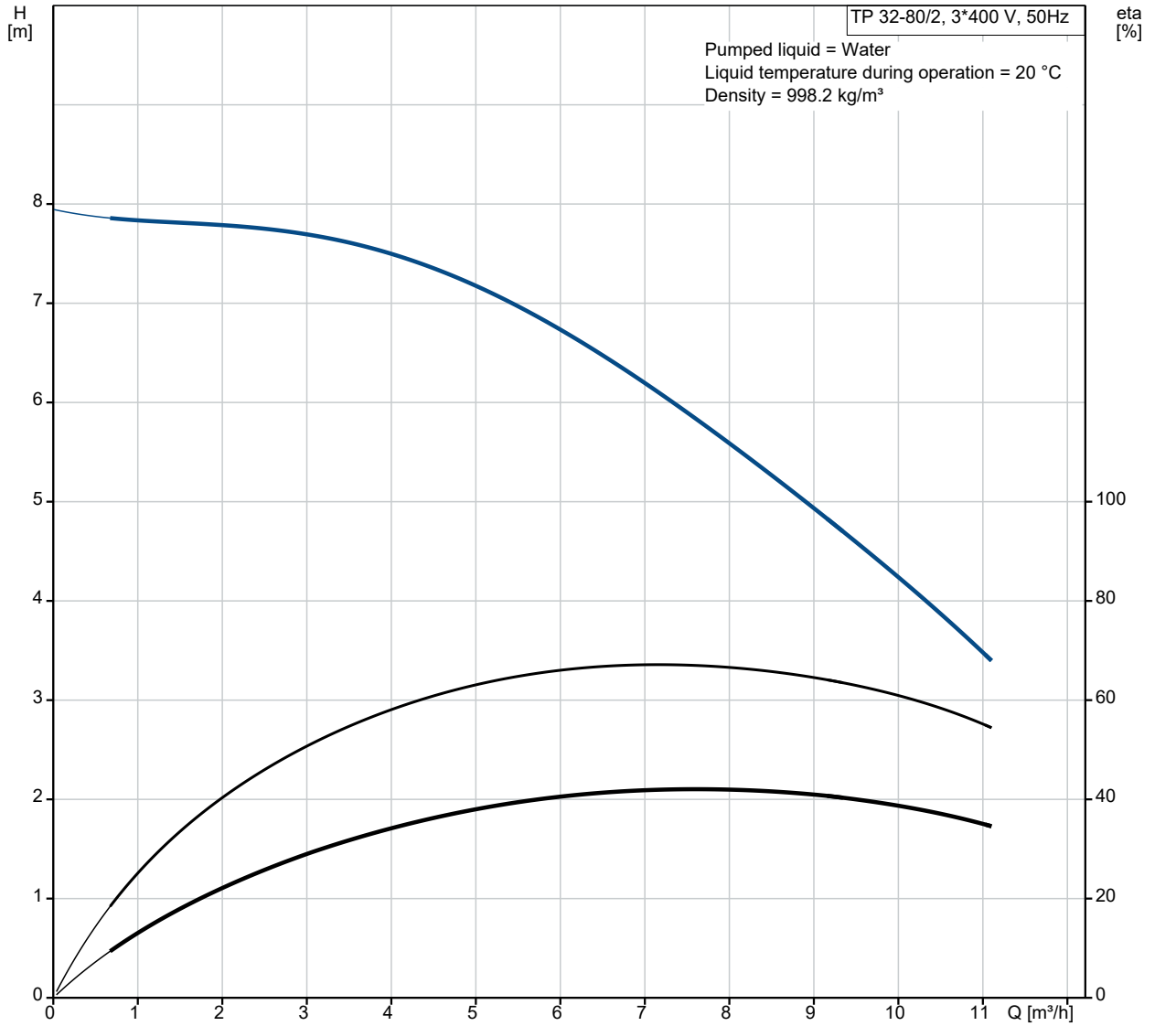
Date:

08/08/2022

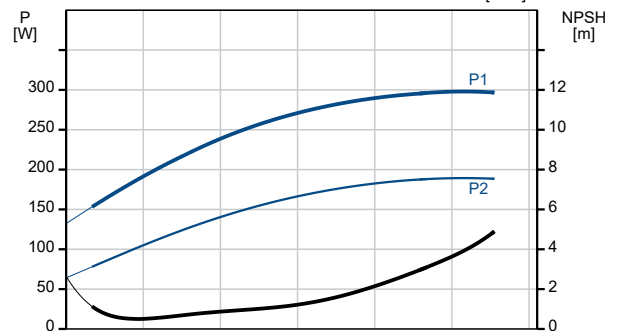
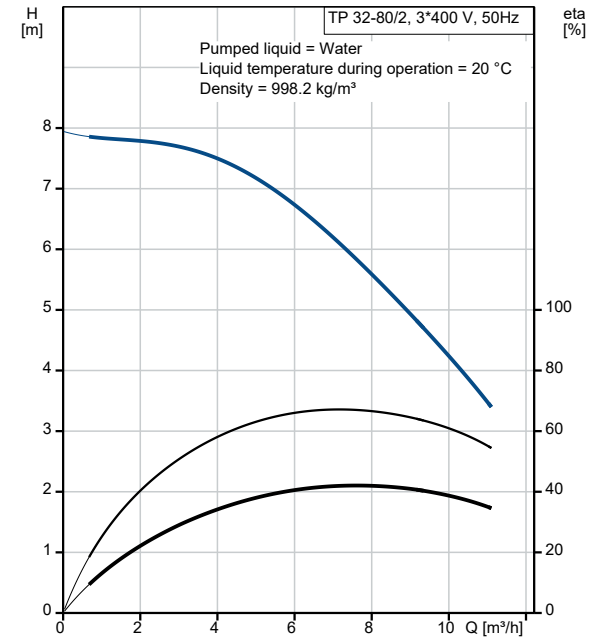
Qty.	Description
------	-------------

1	Others: Minimum efficiency index, MEI $\geq$ : 0.70 Net weight: 8 kg Gross weight: 9 kg Shipping volume: 0.026 m <sup>3</sup> Danish VVS No.: 381811080 Finnish LVI No.: 4616005 Norwegian NRF no.: 9043524 Country of origin: HU Custom tariff no.: 84137051
---	--

## 98282166 TP 32-80/2 A-O-A-BQQE-CX1 50 Hz



Description	Value
<b>General information:</b>	
Product name:	TP 32-80/2 A-O-A-BQQE-CX1
Product No:	98282166
EAN number:	5711492397909
<b>Technical:</b>	
Pump speed on which pump data are based:	2830 rpm
Rated flow:	7.71 m <sup>3</sup> /h
Rated head:	5.51 m
Maximum head:	80 dm
Actual impeller diameter:	79 mm
Code for shaft seal:	BQQE
Curve tolerance:	ISO9906:2012 3B2
Pump version:	A
<b>Materials:</b>	
Pump housing:	Cast iron
Pump housing:	EN-GJL-150
Pump housing:	ASTM class 25
Impeller:	Composite
Impeller:	PES+30% GF
Material code:	A
<b>Installation:</b>	
Range of ambient temperature:	-20 .. 40 °C
Maximum operating pressure:	10 bar
Max pressure at stated temp:	10 bar / 120 °C
Type of connection:	G
Size of connection:	DN 32
Pressure rating for connection:	PN 10
Port-to-port length:	180 mm
Flange size for motor:	FT75
Connect code:	O
<b>Liquid:</b>	
Pumped liquid:	Water
Liquid temperature range:	-25 .. 120 °C
Selected liquid temperature:	20 °C
Density:	998.2 kg/m <sup>3</sup>
<b>Electrical data:</b>	
Motor type:	SIEMENS
IE Efficiency class:	IE2
Rated power - P2:	0.25 kW
Mains frequency:	50 Hz
Rated voltage:	3 x 220-240/380-415 V
Rated current:	1,2-1,2/0,69-0,69 A
Starting current:	410-410 %
Cos phi - power factor:	0.81
Rated speed:	2835 rpm
Efficiency:	IE2 64,8%
Motor efficiency at full load:	64.8-64.8 %
Motor efficiency at 3/4 load:	63.5-63.5 %
Motor efficiency at 1/2 load:	57.3-57.3 %
Number of poles:	2
Enclosure class (IEC 34-5):	IP55
Insulation class (IEC 85):	F
Built-in motor protection:	NONE
Motor No:	99995095
<b>Controls:</b>	
Frequency converter:	NONE
<b>Others:</b>	





Company name:

Created by:

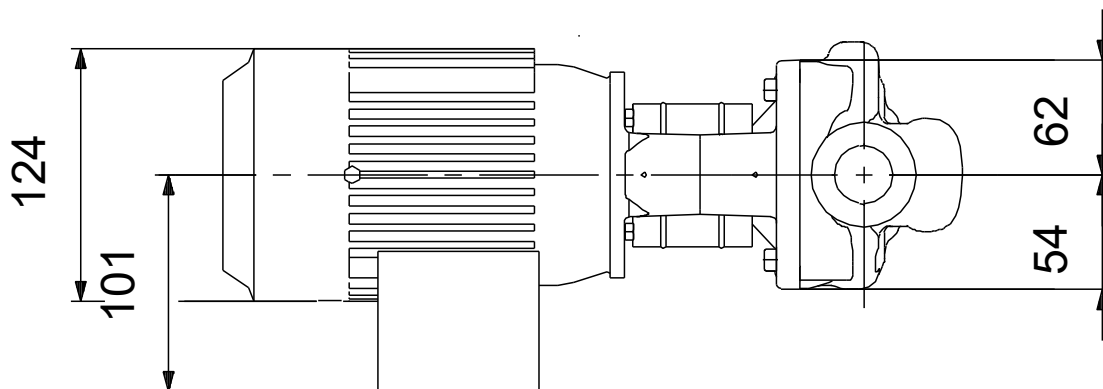
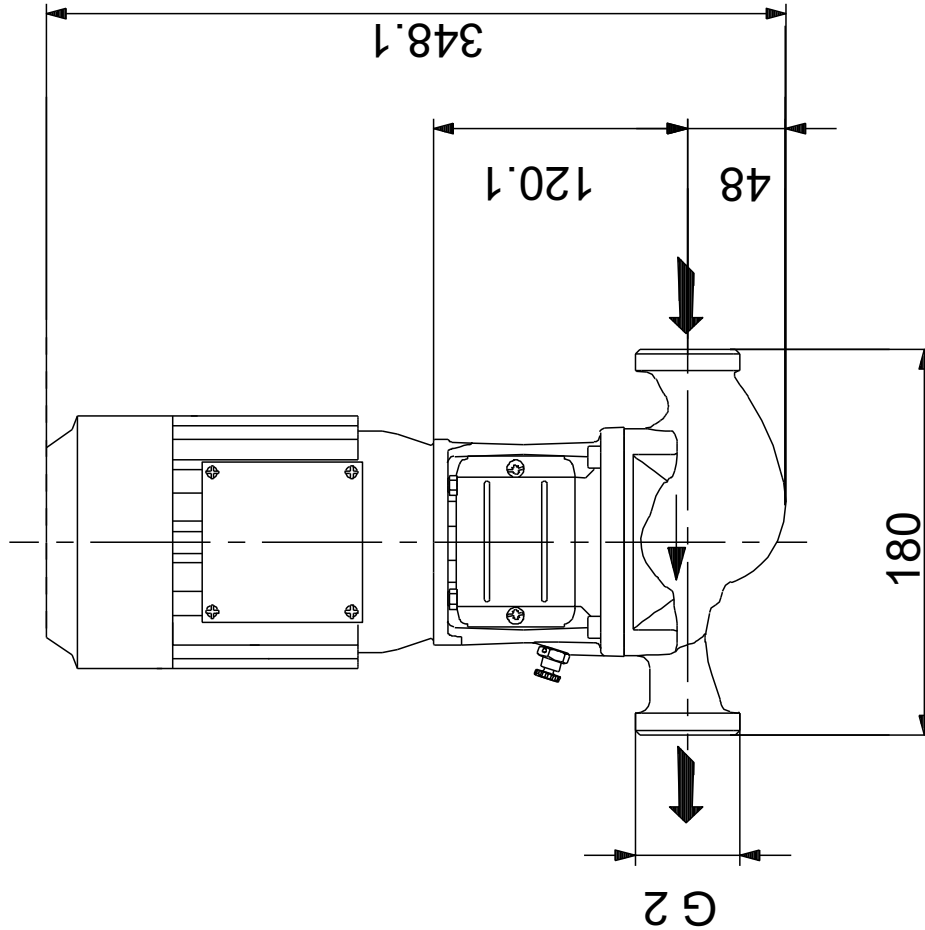
Phone:

Date:

08/08/2022

Description	Value
Minimum efficiency index, MEI ≥:	0.70
Net weight:	8 kg
Gross weight:	9 kg
Shipping volume:	0.026 m <sup>3</sup>
Danish VVS No.:	381811080
Finnish LVI No.:	4616005
Norwegian NRF no.:	9043524
Country of origin:	HU
Custom tariff no.:	84137051

**98282166 TP 32-80/2 A-O-A-BQQE-CX1 50 Hz**



Note! All units are in [mm] unless others are stated.  
Disclaimer: This simplified dimensional drawing does not show all details.

**98282166 TP 32-80/2 A-O-A-BQQE-CX1 50 Hz**



Note! All units are in [mm] unless others are stated.