

Qty. Description

1 TP 50-120/4 A-F-A-BQQE-GX3



Note! Product picture may differ from actual product

Product No.: [98742942](#)

Single-stage, close-coupled, volute pump with in-line suction and discharge ports of identical diameter.

The pump is of the top-pull-out design, i.e. the power head (motor, pump head and impeller) can be removed for maintenance or service while the pump housing remains in the pipework.

The pump is fitted with an unbalanced rubber bellows seal.

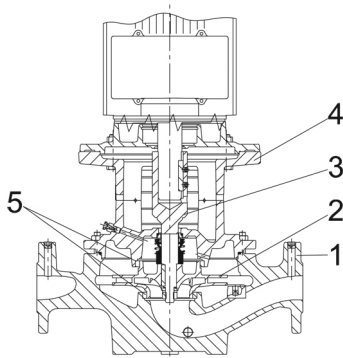
The shaft seal is according to EN 12756. Pipework connection is via PN 16 DIN flanges (EN 1092-2 and ISO 7005-2).

The pump is fitted with a fan-cooled asynchronous motor.

The product's minimum efficiency index (MEI) is greater or equal to 0.70. This is by the Commission Regulation (EU) considered as an indicative benchmark for best-performing water pump available on the market as from 1 January 2013.

Cast-iron parts have an epoxy-based coating made in a cathodic electro-deposition (CED) process. CED is a high-quality dip-painting process where an electrical field around the products ensures deposition of paint particles as a thin, well-controlled layer on the surface.

## Pump



1: Pump housing

2: Impeller

3: Stub shaft

4: Pump head/motor stool

5: Wear rings

The pump housing is provided with a replaceable brass neck ring to reduce the amount of liquid running from the outlet side of the impeller to the inlet side.

The impeller is secured to the shaft with a nut.

The pump is fitted with an unbalanced rubber bellows seal with torque transmission across the spring and around the bellows. Due to the bellows, the seal does not wear the shaft, and the axial movement is not prevented by deposits on the shaft.

Seal faces:

- Rotating seal ring material: silicon carbide (SiC)
- Stationary seat material: silicon carbide (SiC)

This material pairing is used where higher corrosion resistance is required. The high hardness of this material pairing offers good resistance against abrasive particles.



**Qty. Description**

1	<p>Max pressure at stated temp: 16 bar / 120 °C</p> <p>Type of connection: DIN</p> <p>Size of connection: DN 50</p> <p>Pressure rating for connection: PN 16</p> <p>Port-to-port length: 440 mm</p> <p>Flange size for motor: FF165</p> <p>Electrical data:</p> <p>Motor type: SIEMENS</p> <p>IE Efficiency class: IE3</p> <p>Rated power - P2: 1.1 kW</p> <p>Mains frequency: 50 Hz</p> <p>Rated voltage: 3 x 220-240D/380-420Y V</p> <p>Rated current: 4.2/2.4 A</p> <p>Starting current: 690-690 %</p> <p>Cos phi - power factor: 0.78</p> <p>Rated speed: 1440 rpm</p> <p>Efficiency: IE3 84,1%</p> <p>Motor efficiency at full load: 84.1-84.1 %</p> <p>Motor efficiency at 3/4 load: 84.7-84.7 %</p> <p>Motor efficiency at 1/2 load: 83.4-83.4 %</p> <p>Number of poles: 4</p> <p>Enclosure class (IEC 34-5): IP55</p> <p>Insulation class (IEC 85): F</p> <p>Motor No: 83V02205</p> <p>Others:</p> <p>Minimum efficiency index, MEI ≥: 0.70</p> <p>Net weight: 62.1 kg</p> <p>Gross weight: 81 kg</p> <p>Shipping volume: 0.39 m<sup>3</sup></p> <p>Danish VVS No.: 381713120</p> <p>Finnish LVI No.: 4616050</p> <p>Norwegian NRF no.: 9043562</p> <p>Country of origin: HU</p> <p>Custom tariff no.: 84137051</p>
---	---



Company name:

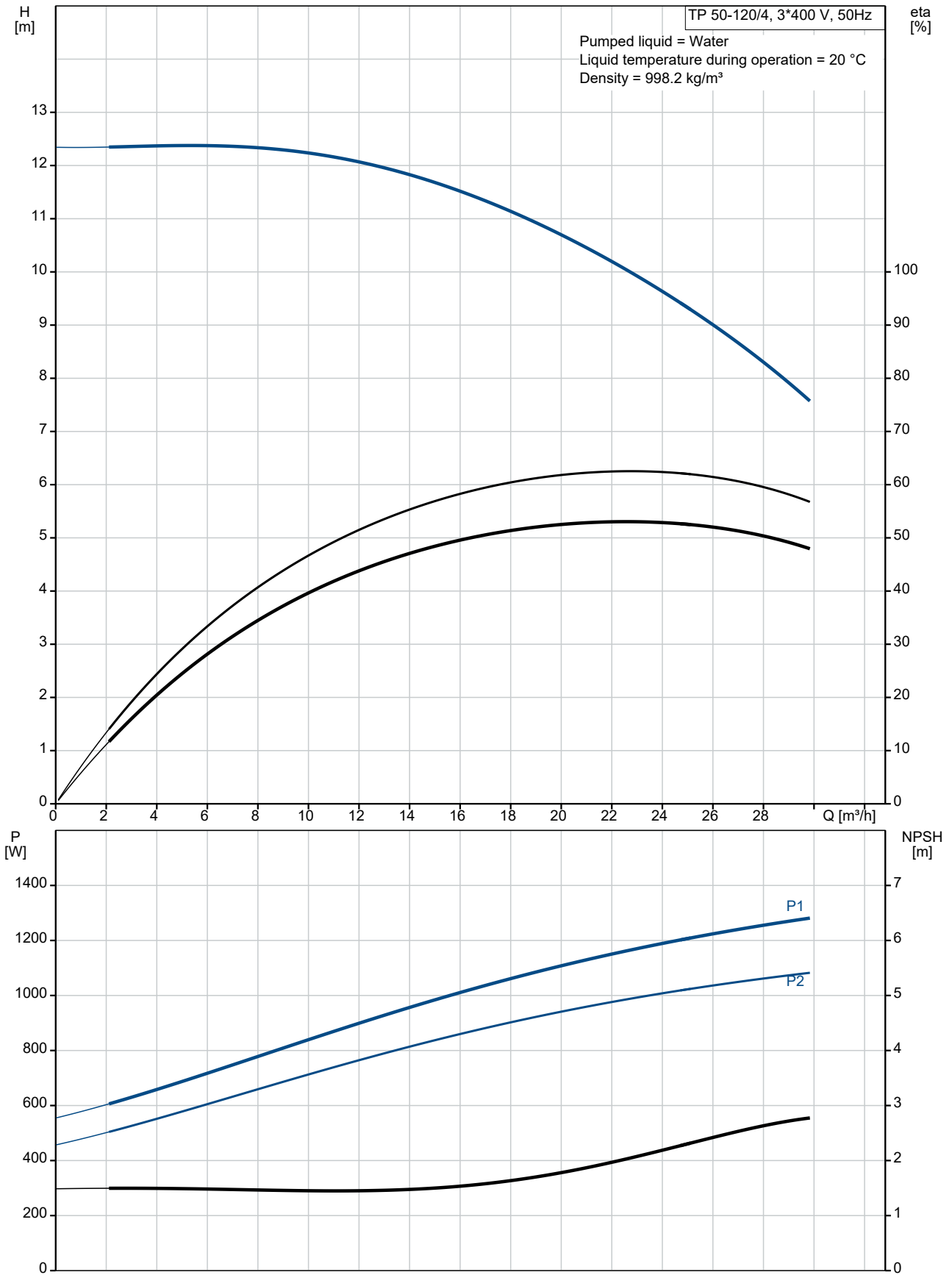
Created by:

Phone:

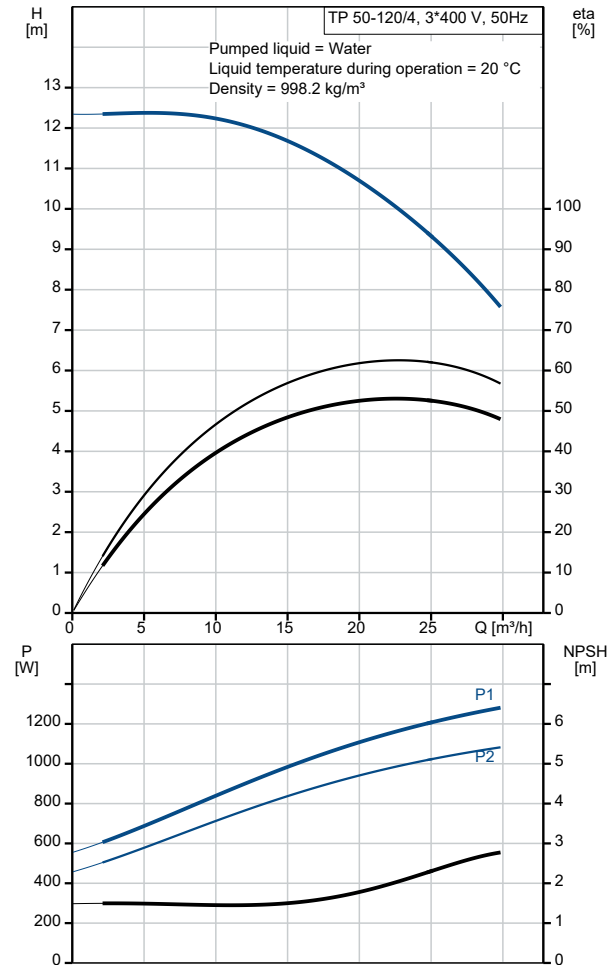
Date:

08/08/2022

### 98742942 TP 50-120/4 A-F-A-BQQE-GX3 50 Hz



Description	Value
<b>General information:</b>	
Product name:	TP 50-120/4 A-F-A-BQQE-GX3
Product No:	98742942
EAN number:	5712600816534
<b>Technical:</b>	
Pump speed on which pump data are based:	1450 rpm
Rated flow:	22.9 m <sup>3</sup> /h
Rated head:	9.77 m
Maximum head:	120 dm
Actual impeller diameter:	198 mm
Code for shaft seal:	BQQE
Curve tolerance:	ISO9906:2012 3B2
Pump version:	A
<b>Materials:</b>	
Pump housing:	Cast iron
Pump housing:	EN-GJL-250
Pump housing:	ASTM class 35
Impeller:	Cast iron
Impeller:	EN-GJL-200
Impeller:	ASTM class 30
Material code:	A
<b>Installation:</b>	
Range of ambient temperature:	-20 .. 55 °C
Maximum operating pressure:	16 bar
Max pressure at stated temp:	16 bar / 120 °C
Type of connection:	DIN
Size of connection:	DN 50
Pressure rating for connection:	PN 16
Port-to-port length:	440 mm
Flange size for motor:	FF165
Connect code:	F
<b>Liquid:</b>	
Pumped liquid:	Water
Liquid temperature range:	-25 .. 120 °C
Selected liquid temperature:	20 °C
Density:	998.2 kg/m <sup>3</sup>
<b>Electrical data:</b>	
Motor type:	SIEMENS
IE Efficiency class:	IE3
Rated power - P2:	1.1 kW
Mains frequency:	50 Hz
Rated voltage:	3 x 220-240D/380-420Y V
Rated current:	4.2/2.4 A
Starting current:	690-690 %
Cos phi - power factor:	0.78
Rated speed:	1440 rpm
Efficiency:	IE3 84,1%
Motor efficiency at full load:	84.1-84.1 %
Motor efficiency at 3/4 load:	84.7-84.7 %
Motor efficiency at 1/2 load:	83.4-83.4 %
Number of poles:	4
Enclosure class (IEC 34-5):	IP55
Insulation class (IEC 85):	F
Built-in motor protection:	NONE
Motor No:	83V02205
<b>Controls:</b>	
Frequency converter:	NONE





Company name:

Created by:

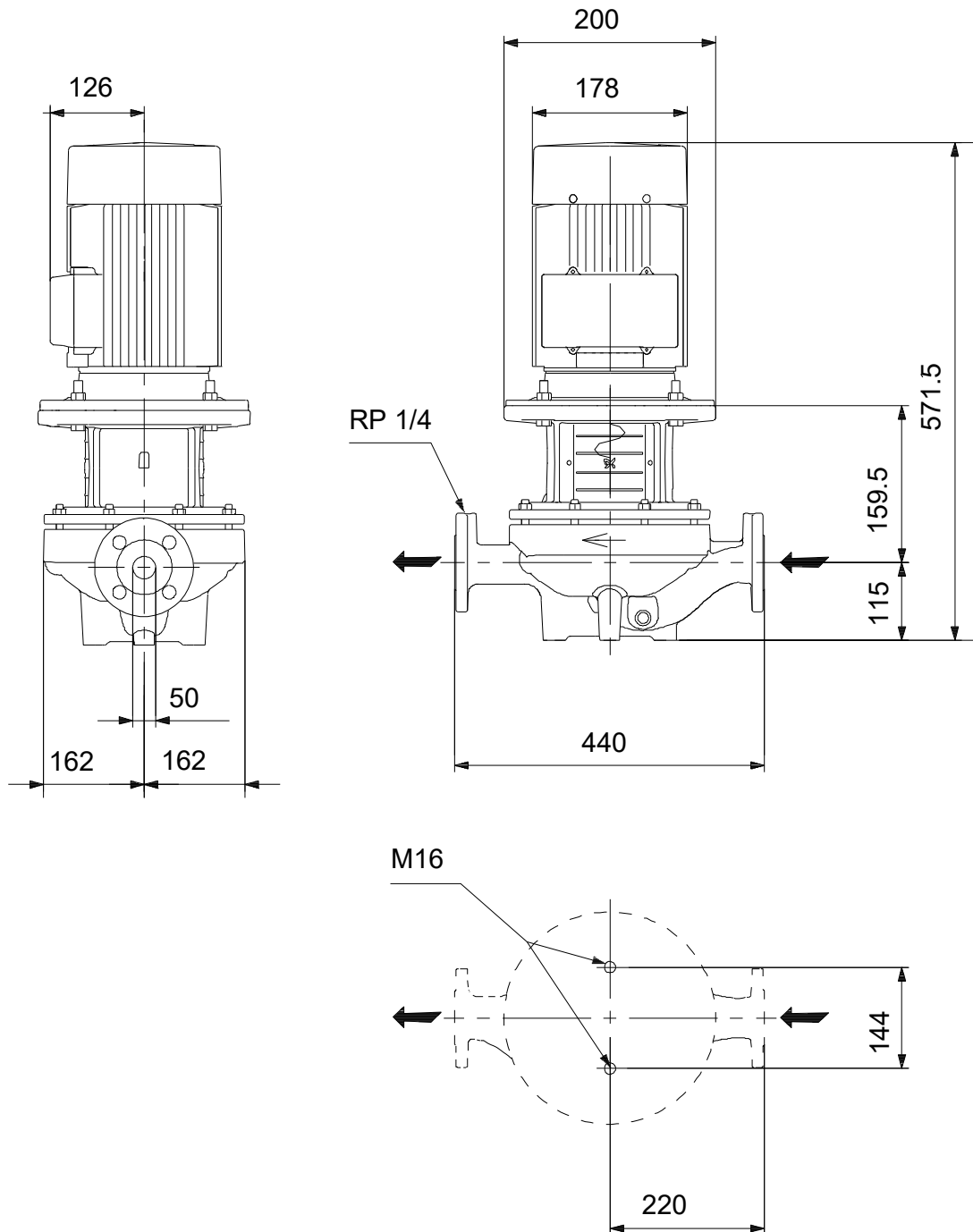
Phone:

Date:

08/08/2022

Description	Value
<b>Others:</b>	
Minimum efficiency index, MEI ≥:	0.70
Net weight:	62.1 kg
Gross weight:	81 kg
Shipping volume:	0.39 m <sup>3</sup>
Danish VVS No.:	381713120
Finnish LVI No.:	4616050
Norwegian NRF no.:	9043562
Country of origin:	HU
Custom tariff no.:	84137051

## 98742942 TP 50-120/4 A-F-A-BQQE-GX3 50 Hz



Note! All units are in [mm] unless others are stated.  
Disclaimer: This simplified dimensional drawing does not show all details.

**98742942 TP 50-120/4 A-F-A-BQQE-GX3 50 Hz**



Note! All units are in [mm] unless others are stated.