

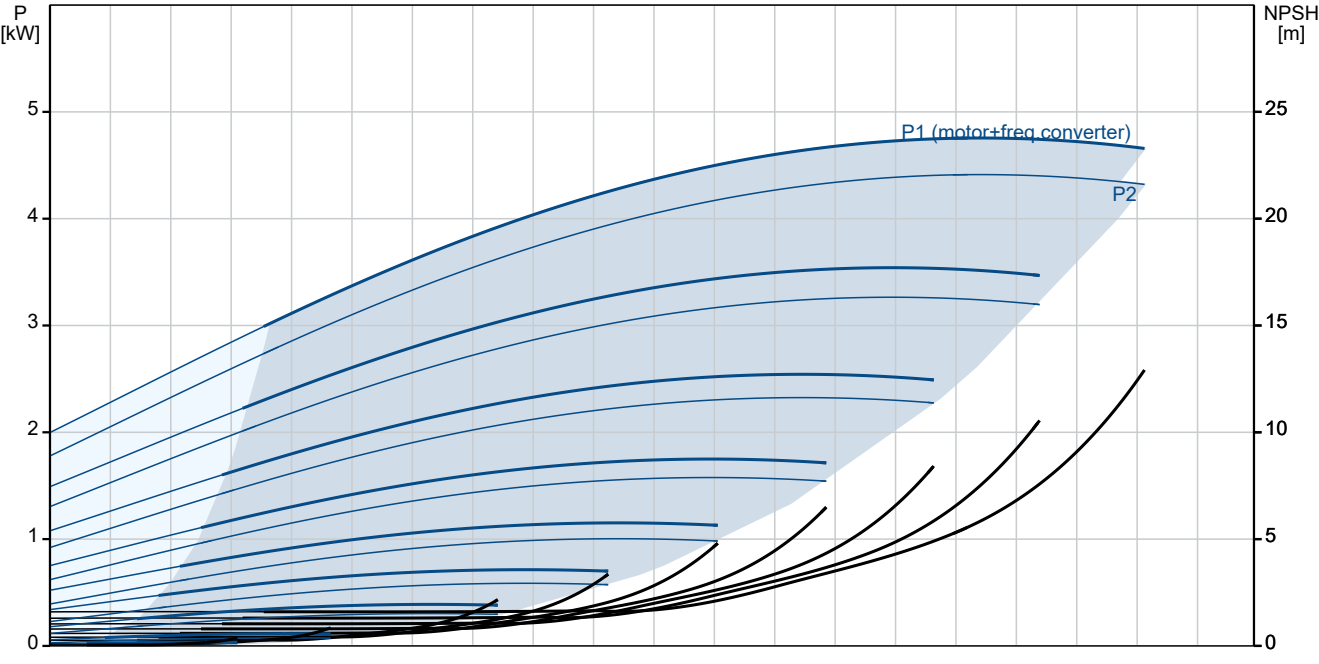
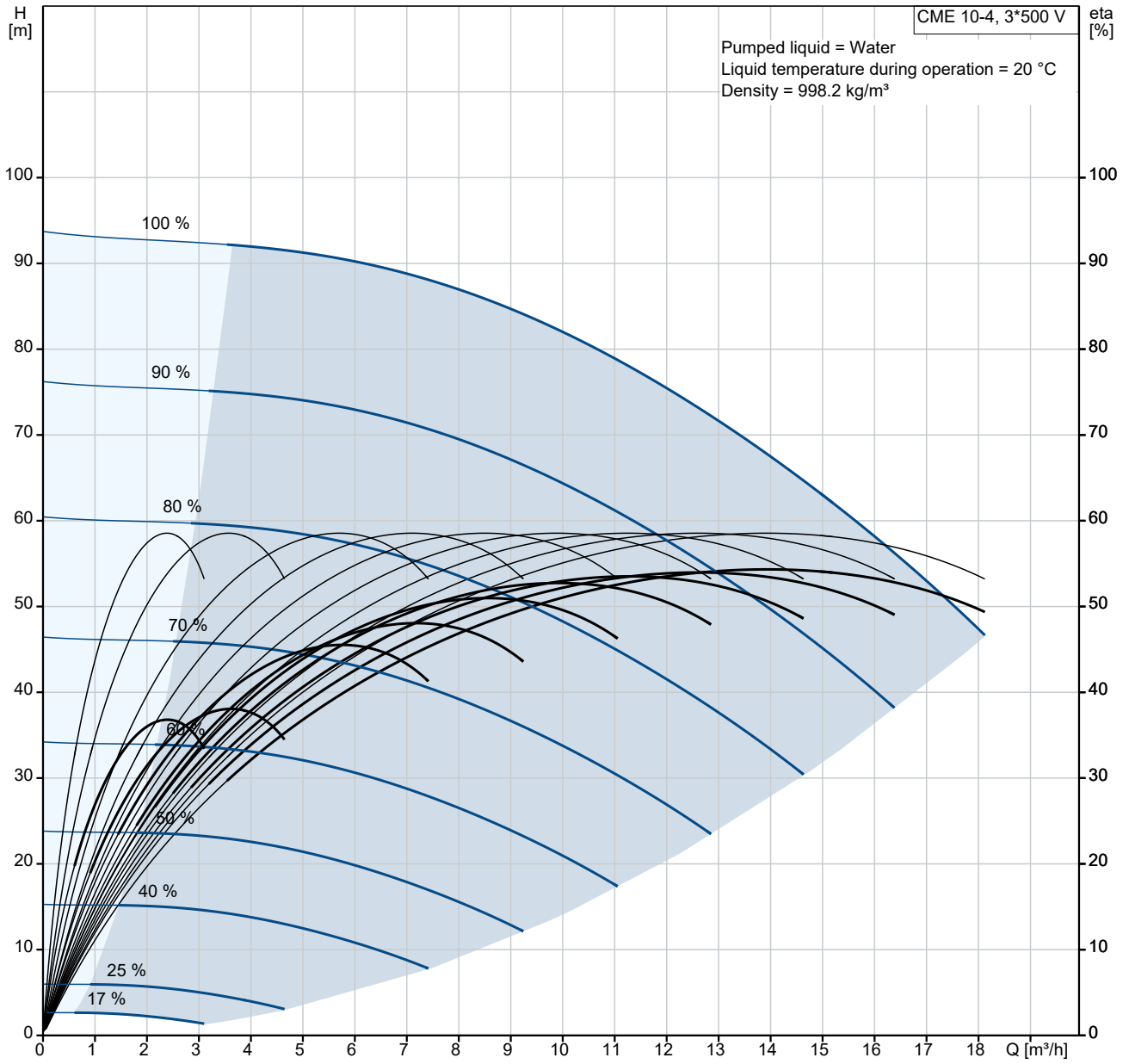


Qty.	Description
1	<p data-bbox="201 159 592 188">CME 10-4 A-R-G-E-AQQE S-A-D-N</p>  <p data-bbox="201 479 464 508">Product No.: 99176092</p> <p data-bbox="201 539 1458 618">Compact, reliable, horizontal, multistage, end-suction centrifugal pump with axial suction port and radial discharge port. Pump materials in contact with the liquid are in high-grade stainless steel. The mechanical shaft seal is a special designed, unbalanced O-ring seal. Pipework connection is via internal Whitworth pipe threads, Rp (ISO 7/1).</p> <p data-bbox="201 680 1126 710">The pump is fitted with a 3-phase, fan-cooled, permanent-magnet, synchronous motor.</p> <p data-bbox="201 712 1015 741">The motor efficiency is classified as IE5 in accordance with IEC 60034-30-2.</p> <p data-bbox="201 743 1394 795">The motor includes a frequency converter and PI controller in the motor terminal box. This enables continuously variable control of the motor speed, which again enables adaptation of the performance to a given requirement.</p> <p data-bbox="201 831 1449 904">An operating panel on the motor terminal box enables setting of required setpoint as well as setting of pump to "Min." or "Max." operation or to "Stop". The Grundfos Eye indicator on the operating panel provides visual indication of pump status:</p> <ul data-bbox="240 913 1458 1061" style="list-style-type: none"> • "Power on": Motor is running (rotating green indicator lights) or not running (permanently green indicator lights) • "Warning": Motor is still running (rotating yellow indicator lights) or has stopped (permanently yellow indicator lights) • "Alarm": Motor has stopped (flashing red indicator lights). <p data-bbox="201 1064 1422 1137">Communication with the pump is possible by means of Grundfos GO Remote (accessory). The remote control enables further settings as well as reading out of a number of parameters such as "Actual value", "Speed", "Power input" and total "Power consumption".</p> <p data-bbox="201 1146 794 1176">The terminal box holds terminals for these connections:</p> <ul data-bbox="240 1178 882 1442" style="list-style-type: none"> - one dedicated digital input - two analog inputs, 0(4)-20 mA, 0-5 V, 0-10 V, 0.5 - 3.5 V - 5 V voltage supply to potentiometer and sensor - one configurable digital input or open-collector output - Grundfos Digital Sensor input and output - 24 V voltage supply for sensors - two signal-relay outputs (potential-free contacts) - GENIbus connection - interface for Grundfos CIM fieldbus module. <p data-bbox="201 1473 512 1503">Further product details</p> <p data-bbox="201 1509 1449 1561">Pump and motor are integrated in a compact and user-friendly design. The pump is fitted to a low base plate, making it ideal for installation in systems where compactness is important.</p> <p data-bbox="201 1568 1374 1619">The state-of-the-art design and materials of the shaft seal ensure high wear resistance, improved sticking and dry-running capabilities and long operating life.</p> <p data-bbox="201 1626 1458 1677">Servicing the pump requires no special service tools. Service parts are in stock for quick delivery and are available as kits, single parts or bulk. Service videos are available on www.youtube.com.</p> <p data-bbox="201 1713 775 1742">Frequency converter operation offers these functions:</p> <ul data-bbox="240 1744 799 1830" style="list-style-type: none"> - controlled operation, i.e. consumption fluctuates - constant pressure - communication with the pump. <p data-bbox="201 1861 1198 1890">Adaption of performance through frequency-controlled speed offers obvious benefits such as:</p> <ul data-bbox="240 1892 970 1977" style="list-style-type: none"> - energy savings - increased comfort - control and monitoring of the application and pump performance. <p data-bbox="201 1980 1449 2054">An operating panel on the motor terminal box enables setting of required setpoint as well as setting of pump to "Min." or "Max." operation or to "Stop". The Grundfos Eye indicator on the operating panel provides visual indication of pump status:</p> <ul data-bbox="240 2063 256 2092" style="list-style-type: none"> •

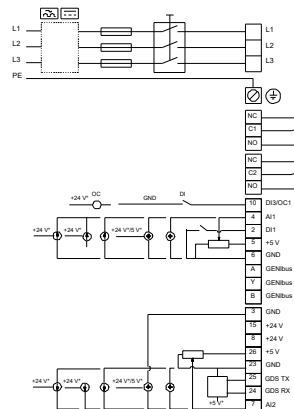
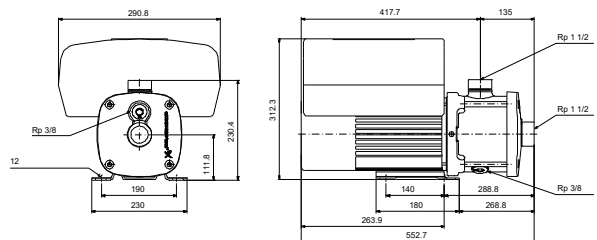
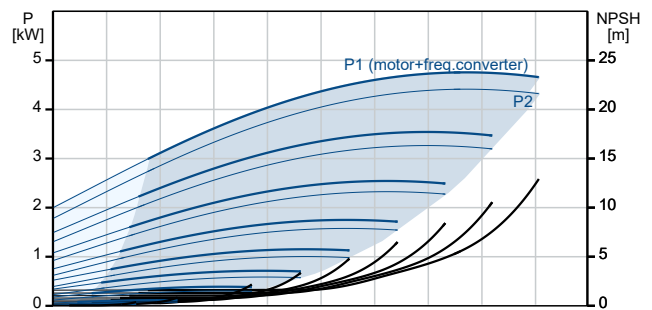
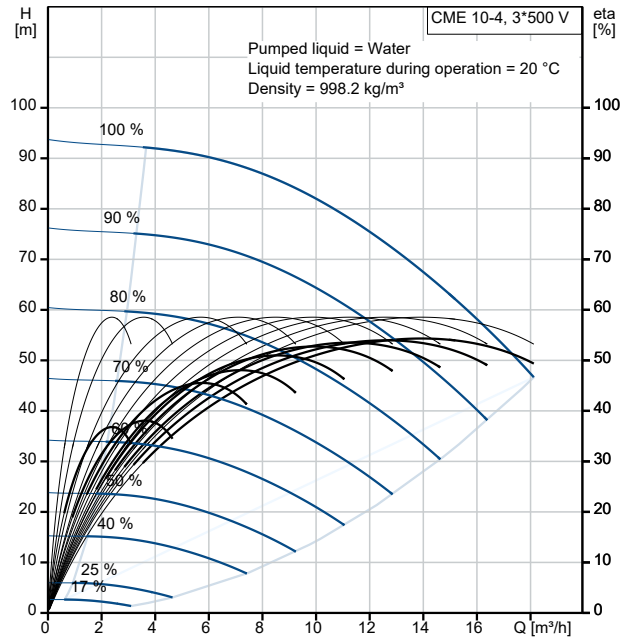
Qty.	Description
1	<p>"Power on": Motor is running (rotating green indicator lights) or not running (permanently green indicator lights)</p> <ul style="list-style-type: none"> • "Warning": Motor is still running (rotating yellow indicator lights) or has stopped (permanently yellow indicator lights) • "Alarm": Motor has stopped (flashing red indicator lights). <p>Communication with the pump is possible by means of Grundfos GO Remote (accessory). The remote control enables further settings as well as reading out of a number of parameters such as "Actual value", "Speed", "Power input" and total "Power consumption".</p> <p>Pump</p> <p>A combination of a stop ring and a Nord-lock® washer secures a tight and reliable fixation of the impeller spacing pipes to the splined pump shaft. It is possible to remove and fit the hydraulic parts from the pump side. The inlet and outlet port are integrated in the pump sleeve. The inlet part, chambers and discharge part are hold together by four staybolts and a retaining flange.</p> <p>The pump is fitted with an unbalanced O-ring seal with a rigid torque-transmission system. It has a fixed seal driver ensuring a reliable rotation of all parts. The dynamic secondary seal is an O-ring.</p> <p>Seal faces:</p> <ul style="list-style-type: none"> • Rotating seal ring material: silicon carbide (SiC) • Stationary seat material: silicon carbide (SiC) <p>This material pairing is used where higher corrosion resistance is required. The high hardness of this material pairing offers good resistance against abrasive particles.</p> <p>Secondary seal material: EPDM (ethylene-propylene rubber) EPDM has excellent resistance to hot water. EPDM is not suitable for mineral oils.</p>  <p>The pump shaft is connected to the motor shaft through a left thread and tight fit. The shaft cannot be dismantled.</p> <p>Motor</p> <p>The motor is a totally enclosed, fan-cooled motor with principal dimensions to EN 50347. Electrical tolerances comply with EN 60034.</p> <p>The motor efficiency is classified as IE5 in accordance with IEC 60034-30-2.</p> <p>The motor requires no external motor protection. The motor control unit incorporates protection against slow- and quick-rising temperatures, e.g. constant overload and stalled conditions.</p> <p>The terminal box holds terminals for these connections:</p> <ul style="list-style-type: none"> - one dedicated digital input - two analog inputs, 0(4)-20 mA, 0-5 V, 0-10 V, 0.5 - 3.5 V - 5 V voltage supply to potentiometer and sensor - one configurable digital input or open-collector output - Grundfos Digital Sensor input and output - 24 V voltage supply for sensors - two signal-relay outputs (potential-free contacts) - GENIbus connection - interface for Grundfos CIM fieldbus module. <p>Technical data</p> <p>Controls:</p> <p>Frequency converter: Built-in</p> <p>Liquid:</p> <p>Pumped liquid: Water</p> <p>Liquid temperature range: -20 .. 120 °C</p> <p>Selected liquid temperature: 20 °C</p> <p>Density: 998.2 kg/m³</p> <p>Technical:</p> <p>Pump speed on which pump data are based: 3480 rpm</p> <p>Rated flow: 12 m³/h</p> <p>Rated head: 74.1 m</p> <p>Code for shaft seal: AQQE</p>

Qty.	Description
1	<p>Approvals and markings: CE,EAC,CURUS,UKCA Approvals for drinking water: WRAS,ACS,UBA Curve tolerance: ISO9906:2012 3B</p> <p>Materials:</p> <p>Pump housing: Stainless steel EN 1.4401 AISI 316</p> <p>Impeller: Stainless steel EN 1.4401 AISI 316</p> <p>Installation:</p> <p>Range of ambient temperature: -20 .. 55 °C Maximum operating pressure: 16 bar Max pressure at stated temp: 16 bar / 90 °C 10 bar / 120 °C</p> <p>Type of connection: Rp Size of inlet connection: 1 1/2 inch Size of outlet connection: 1 1/2 inch Outlet position: 12</p> <p>Electrical data:</p> <p>Motor standard: IEC Frame size: 112E Rated power - P2: 5.5 kW Mains frequency: 50 / 60 Hz Suitable for 50/60 Hz: Y Rated voltage: 3 x 380-500 V Rated current: 10.3-8.20 A Rated speed: 360-4000 rpm Enclosure class (IEC 34-5): IP55 Insulation class (IEC 85): F</p> <p>Others:</p> <p>Terminal box position: 12 Minimum efficiency index, MEI ≥: 0.52 Net weight: 45.9 kg Gross weight: 49.4 kg Danish VVS No.: 385234140 Country of origin: HU Custom tariff no.: 84137075</p>

99176092 CME 10-4 A-R-G-E-AQQE S-A-D-N

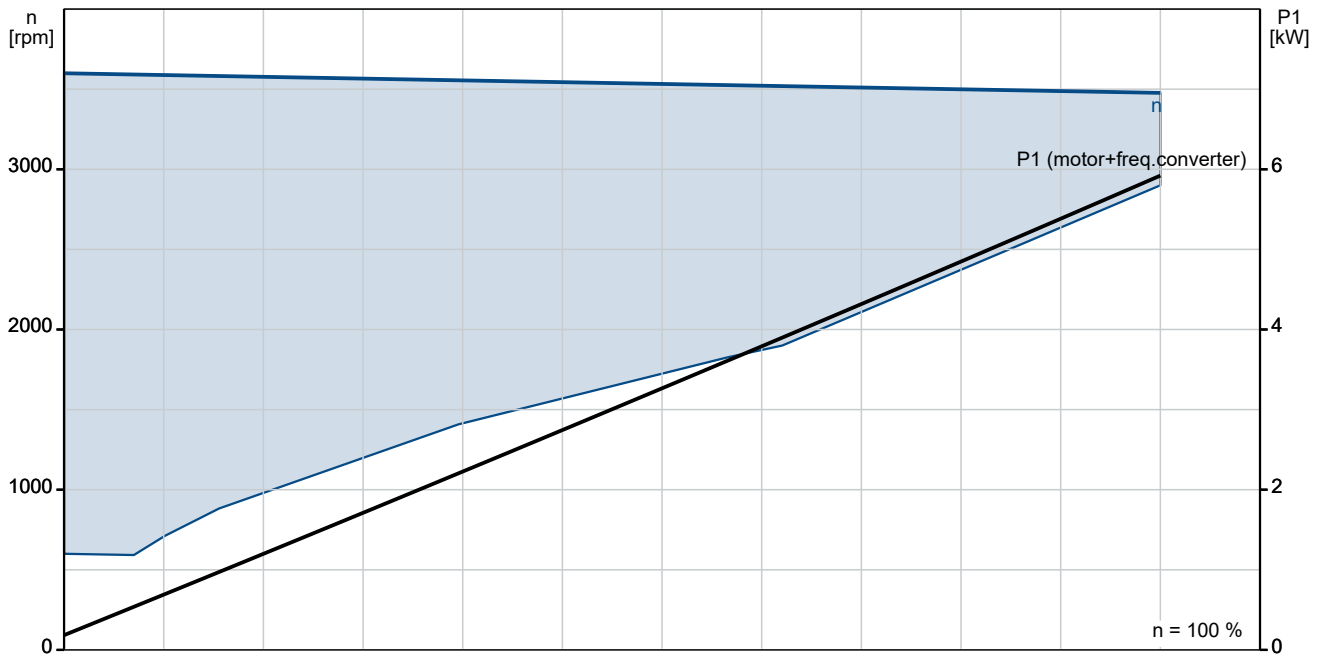
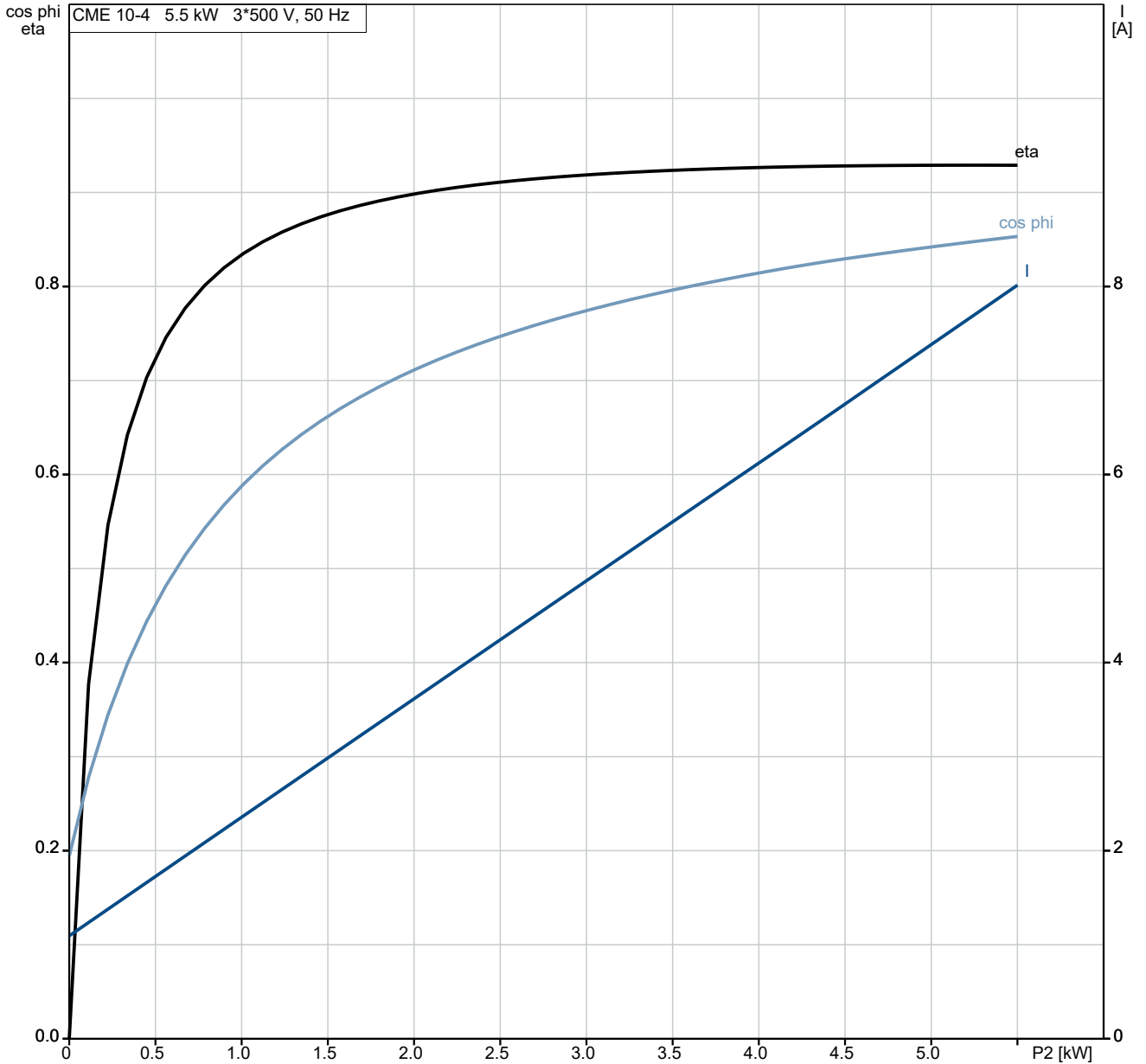


Description	Value
General information:	
Product name:	CME 10-4 A-R-G-E-AQQE S-A-D-N
Product No:	99176092
EAN number:	5712608131288
Technical:	
Pump speed on which pump data are based:	3480 rpm
Rated flow:	12 m ³ /h
Rated head:	74.1 m
Impellers:	4
Code for shaft seal:	AQQE
Approvals and markings:	CE,EAC,CURUS,UKCA
Approvals for drinking water:	WRAS,ACS,UBA
Curve tolerance:	ISO9906:2012 3B
Pump version:	A
The first model is called A which is followed by model B, C etc.:	A
Materials:	
Pump housing:	Stainless steel
Pump housing:	EN 1.4401
Pump housing:	AISI 316
Impeller:	Stainless steel
Impeller:	EN 1.4401
Impeller:	AISI 316
Material code:	G
Code for rubber:	E
Installation:	
Range of ambient temperature:	-20 .. 55 °C
Maximum operating pressure:	16 bar
Max pressure at stated temp:	16 bar / 90 °C
Max pressure at stated temp:	10 bar / 120 °C
Type of connection:	Rp
Size of inlet connection:	1 1/2 inch
Size of outlet connection:	1 1/2 inch
Outlet position:	12
Connect code:	R
Liquid:	
Pumped liquid:	Water
Liquid temperature range:	-20 .. 120 °C
Selected liquid temperature:	20 °C
Density:	998.2 kg/m ³
Electrical data:	
Motor standard:	IEC
Frame size:	112E
Rated power - P2:	5.5 kW
Mains frequency:	50 / 60 Hz
Suitable for 50/60 Hz:	Y
Rated voltage:	3 x 380-500 V
Rated current:	10.3-8.20 A
Rated speed:	360-4000 rpm
Enclosure class (IEC 34-5):	IP55
Insulation class (IEC 85):	F
Controls:	
Frequency converter:	Built-in
Others:	
Terminal box position:	12
Minimum efficiency index, MEI ≥:	0.52
Net weight:	45.9 kg
Gross weight:	49.4 kg
Danish VVS No.:	385234140
Country of origin:	HU
Custom tariff no.:	84137075

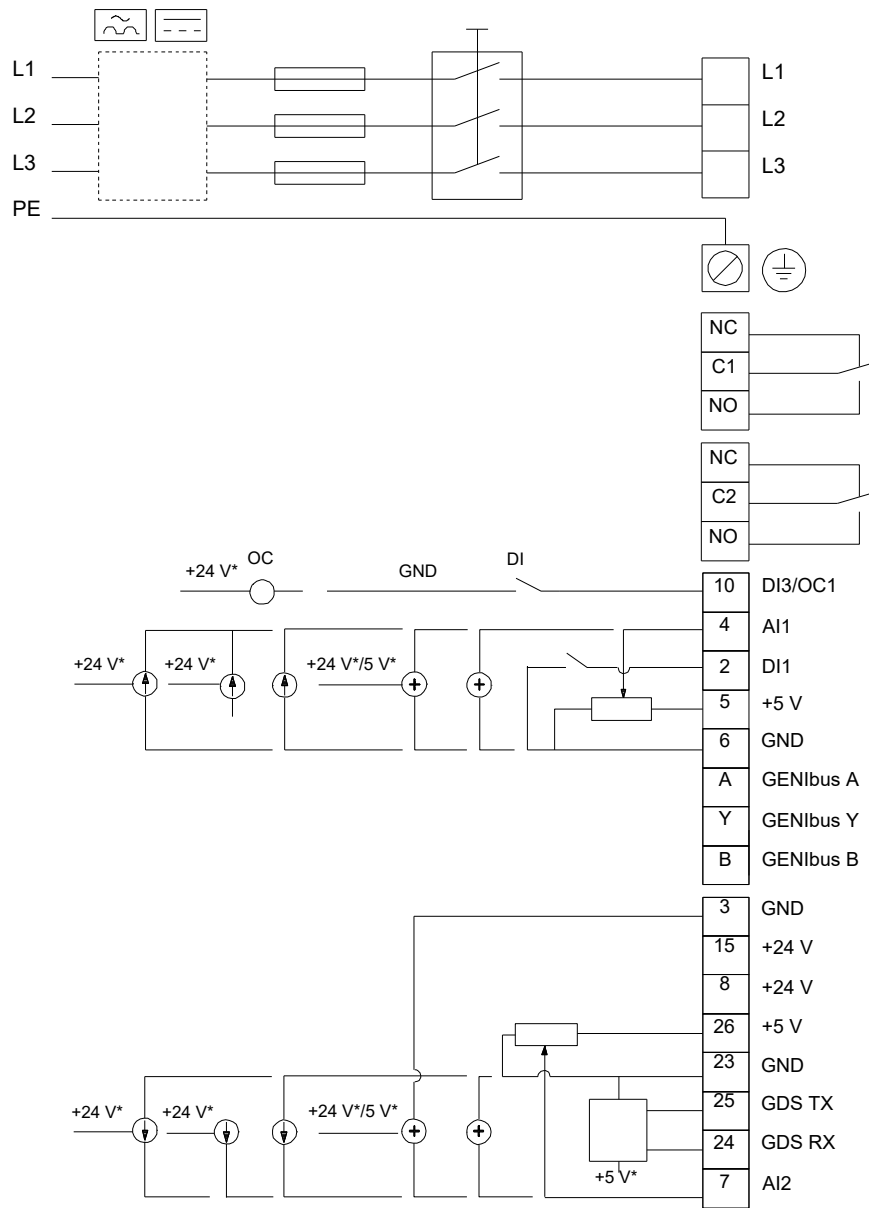


99176092 CME 10-4 A-R-G-E-AQQE S-A-D-N

CME 10-4 5.5 kW 3*500 V, 50 Hz



99176092 CME 10-4 A-R-G-E-AQQE S-A-D-N



Note! All units are in [mm] unless others are stated.

