

## ABS Robusta light drainage pump 200 and 300

Plug-in, submersible pump, for the removal of wastewater containing solids up to 10 mm, in accordance with EN 12050-2.

### Application

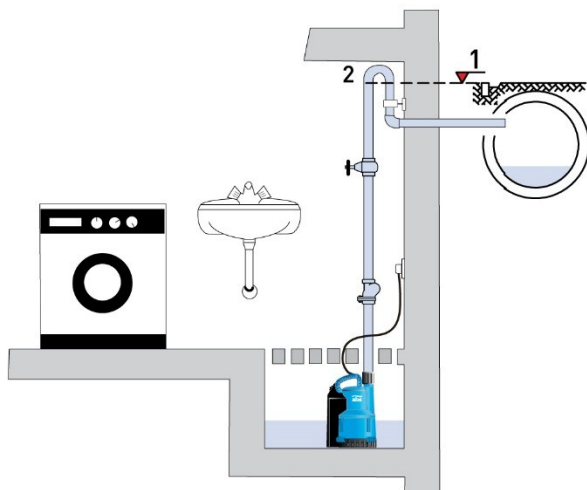
The Robusta 200 and 300 series has been designed for fixed or transportable installation, and for internal or external applications such as emptying containers and drainage pits, draining of swimming pools or flooded cellars, and removal of nuisance water from gullies or pedestrian underpasses.

### Construction

- Single-phase, 50 Hz, 2-pole motor; insulation class B; protection type IP 68. Motor is dynamically balanced with stainless steel shaft. Thermal sensors in the stator switch off the pump in the case of overheating and automatically switch it back on after cooling down.
- The stainless steel rotor shaft is supported in lubricated-for-life ball bearings.
- Connection chamber with cover and watertight cable inlet and strain relief.
- Discharge outlet with internal thread, built-in checkvalve, and detachable multi-stage hose adaptor.
- Shaft sealing is by three lip seals, single at the motor side and double at the medium side, separated and lubricated by a grease chamber.
- The medium being pumped flows around the motor housing for optimum heat dissipation. The maximum allowable medium temperature is 40 °C; or up to 60 °C for intermittent usage (max 5 minutes).
- Built-in automatic level control, with easily removable float cover for cleaning purposes.
- Integrated switch for continuous operation in transportable applications.
- Bayonet clamping allows the screen to be removed by hand in the event an impeller inspection is necessary.

### Installation

Attention to the backwash level is of vital importance for effective dewatering. All outflow points located below the backwash level must be protected against back flow according to standard EN 12056.



1. Backwash level
2. Backwash loop with base above the backwash level



### Features

- Robusta is fitted with an automatic level control. For transportable applications, the Hand-Auto switch can be changed to continuous operation.
- The checkvalve built into the discharge outlet blocks return-flow from the discharge line when the pump is switched off.
- Checkvalve, hose adaptor and 10 m cable with Europlug included as standard.
- Suitable for small sumps (from 300 x 300 mm).
- Detachable suction ring. When fitted into the impeller screen allows pumping down to 3 mm (manual operation only).

### Materials

Description	Material
Pump Casing	PP
Motor Shaft	Stainless steel 1.4028 (AISI 420)
Impeller	PA
Seals	NBR
Cable	Neoprene

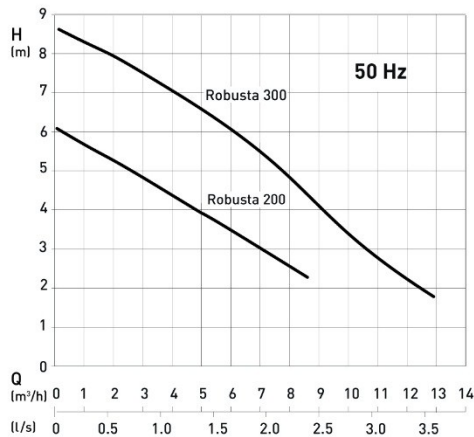
### Technical Data

Robusta WTS	200	300
Discharge connection internal thread	G 1 1/4"	G 1 1/4"
Solids size (mm)	10	10
Motor power * (kW)	P <sub>1</sub> = 0.36	P <sub>1</sub> = 0.50
Rated voltage (V)	220-240 1~	220-240 1~
Rated current (A)	1.6	2.2
Cable type (H07RN-F)	3G1.0	3G1.0
Cable length ** (m)	10	10
Weight (kg)	3.8	4.4
Auto-switching (mm) levels	On: 145 Off: 50	165 75

\*P<sub>1</sub> = Power taken from mains.

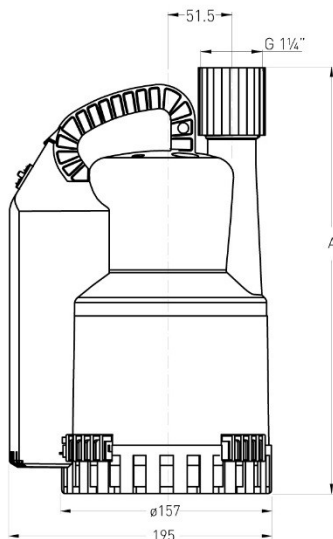
\*\*For external applications the following VDE regulation applies: Submersible pumps for use externally must have a fixed cable connection with a length of at least 10 m. Regulations vary by country.

### Performance Curves



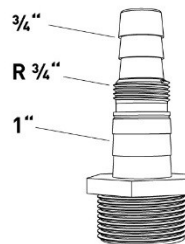
H = Total head; Q = Discharge volume  
Curves to ISO 9906 (60 Hz available on request)

### Dimensions (mm)



	A
Robusta 200	304
Robusta 300	324

### Hose Adaptor



### Accessories

Description	Part no.
<b>Gate Valve</b> (brass) with internal thread G 1 1/4"	14040005
<b>Non-return Valve</b> (synthetic) G 1 1/4" flap valve with internal thread, PA-1-3082	61400511
<b>Non-return Valve</b> (EN-GJL-250) G 1 1/4" ball valve with internal thread	61400525

Description	Part no.
<b>Plug-in Alarm</b> for DIN type socket 230 V Audible alarm with alarm diode, cancel button and potential-free fault output. Supplied with loading unit for mains-independent operation.	16020201
<b>Alarm-contact Float</b> KS 5 = 5 m (KS float switch) KS 10 = 10 m	62450016 62450017
<b>NC Batteries</b> 9VTR 7-8 for mains independent operation	12820018
<b>Control Unit</b> for double pumping station. Automatic changing of the start sequence, alarm, and potential-free fault indicator.	Contact ABS

